

VPVO AXIAL FANS

VDO AXIAL SMOKE EXTRACTION FANS



2019

MEDIUM PRESSURE AXIAL FANS AXIAL SMOKE EXTRACTION FANS



**Medium pressure axial fans
VENTS VPVO**

Air capacity up to 113 000 m³/h

page

4



**Axial smoke extraction fans
VENTS VDO**

Air capacity up to 108 000 m³/h

page

28

WELCOME TO THE VENTS WORLD!



VENTS company was founded in the nineties of the XXth century.

Dynamic development of the enterprise and ongoing study of the consumer demand enabled rapid international leadership of the company in the ventilation industry.

VENTS is a powerful research and development enterprise with 2500 professionals working as a single team to ensure a full production cycle from idea to end product. The production base of the company is located at more than 60 000 m² area. It includes 16 workshops equipped under the latest international standards and each of them is comparable to a separate plant.

Modern equipment, active implementation of advanced technologies and highly automated production are the characteristic features of VENTS company.

The company undergoes rapid dynamic development; fundamental researches and effective designs in climatic equipment industry are in the focus of the company's business strategy.

The joint cooperation of the corporate design department, test laboratories and production workshops let us introduce high quality products to the market.

Special attention is paid to the manufacturing of the goods during all manufacturing stages including monitoring of the technological conditions. Technical characteristics of supplied raw materials are thoroughly checked. Quality control system which meets international standard requirements ISO 9001:2000 was implemented at the enterprise.

Environmental protection is one of the basic components of the corporate development. The technological process at the enterprise is arranged in such a way as to exclude any negative impact to the environment. To solve the global energy saving problem we develop a special climatic equipment that provides comfortable conditions for people and reduces the energy demand significantly.

Perfect quality, competitive prices, high production potential, technical capabilities and the wide product range stimulate long-term partnership and product promotion all over the world.


The VENTS ventilation products are exported to more than 90 countries and are sold through the distribution network of 120 companies worldwide. Share of the VENTS products globally is above 10%.

VENTS is a member of high-rank international organizations, the leading HVAC experts.

Since 2008 VENTS has been a fully-featured member of HARDI Association (Heating, Air-conditioning and Refrigeration Distributors International, USA).

Since 2010 VENTS has been a participant of AMCA Association (the Air Movement and Control Association (AMCA) International, Inc.). In 2011 VENTS successfully passed tests for compliance with AMCA standards and the VENTS products were certified for the USA market.

In 2011 VENTS joined HVI (Home Ventilation Institute, USA) Association.



VENTS VPVO series



Medium pressure axial fans with air capacity up to 113 000 m³/h

■ Purpose

The fans are used:

- as a part of a smoke extraction system for air pressurization to create a positive air pressure differential in stairway enclosures, airlock vestibules and lift shafts, to prevent spreading of smoke in premises, protect people using evacuation routes from fire hazards and enable conditions for fire-extinguishing measures.
- in general ventilation systems in industrial, administrative and residential buildings.

■ Design

The metal casing with rolled flanges helps achieve outstanding rigidity and minimum clearances between the casing and the blades. There is an inspection hatch in the casing for easy maintenance. All the casing components are powder coated for improved protection against the environmental effects. The weight of the fans may differ from the one stated in the catalogue and depends on the components used (motor, terminal box, etc.).

■ Motor

The fans are equipped with three-phase (400 V/50 Hz) single-speed 2-, 4- or 6-pole electric motors. Motor with energy efficiency class IE3 on request.

■ Impeller

Depending on the size and the required air capacity the fans are equipped with impellers with 6 or 8 blades angled from 20° to 50° with from 2.5 up to 5° stepping to ensure precise matching of fans with the operating point. The specially designed impeller blades ensure high efficiency of the fan while keeping noise well under control. The impellers are dynamically balanced. Low weight and low moment of the impeller inertia help reduce the fan start-up time. The fan blades can be made of the following materials:

- PAG - fiberglass reinforced polyamide;
- AL - aluminium.

Please confirm the blade material while placing your order.

■ Installation

The fans can be mounted on any flat surface or directly into a ventilation duct. The units are suitable for both horizontal and vertical configurations. In-duct installation requires flanges to attach the fan to the ductwork. To attach the fan to the floor, a wall or the ceiling use the O-VO carriers (not included as standard, should be purchased separately). The units are suitable for installation on rooftops to provide direct supply of outdoor air to the stairway areas.

■ Designation key

VPVO: axial pressurisation fan

Standard size (duct diameter) [mm]

Modification: _: standard casing; **K:** shortened casing

Number of the motor poles

Motor phase: **E:** single-phase; **D:** three-phase

Motor power [kW]

Number of the impeller blades [items]

Blade setting angle [°]

Blade material

PAG: fiberglass reinforced polyamide

AL: aluminium

Climatic category:

U: moderate climate (-40...+40 °C)

HL: cold climate (-60...+40 °C)

UHL: moderate and cold climate (-60...+40 °C)

T: tropical climate (-10...+50 °C)

M: maritime moderately cold climate (-40...+40 °C)

O: general climatic modification (except maritime climate) (-60...+50 °C)

OM: general maritime climatic modification (-40...+40 °C)

V: universal climatic modification (-60...+50 °C)

Placement category:

1: outdoors

2: under a shed or indoors with the same conditions as outdoors except solar radiation and precipitation

3: in closed rooms without artificial climate control

4: in closed rooms with artificial climate control (ventilation, heating)

5: in rooms with high levels of humidity, without climate control

Terminal box:

_: electric connection on the terminal box on the motor

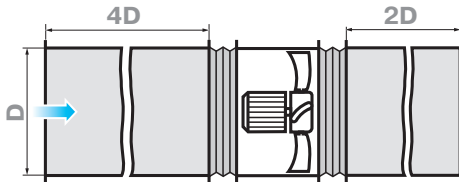
K: external terminal box on the fan casing

Casing Motor Impeller Modification
VPVO-630 K-2D/5.5-8/35/AL-U1-K

AXIAL FAN APPLICATION DETAILS

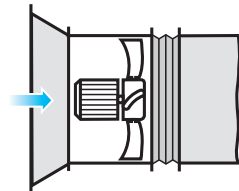
Fan installation into an air duct system

To ensure a uniform air flow the fan should be preceded by a straight duct section with a cross-section area equal to half of that of the fan. The length of the duct section should be $3 \div 4 D$ (D is the inner diameter of the fan). The length of the straight duct section downstream of the fan should be $1.5 \div 2 D$. Reduction of the recommended duct length values results in a drop of the fan pressure and performance. To reduce noise and vibration use the VVG flexible joints.



Fan installation with no upstream ducting

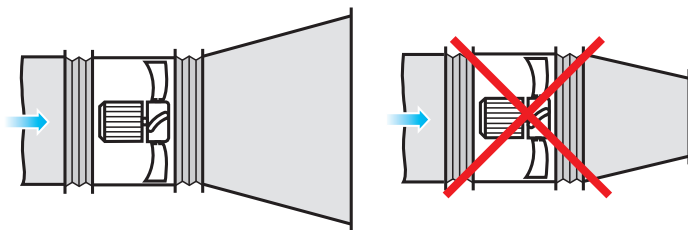
Axial fans without upstream ducting must be equipped with the VK-VO inlet cone to improve the air flow parameters.



Fan installation with no downstream ducting

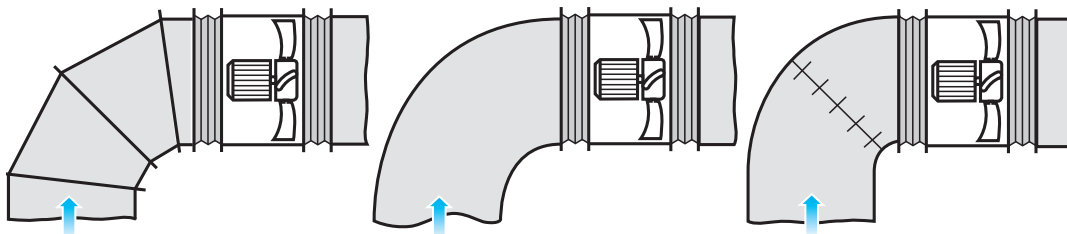
If the axial fan is a terminal device of the ventilation system (i.e. there is no downstream ducting) the unit must be equipped with a diffuser to reduce the air flow velocity and the fan dynamic pressure. Reduction of the air discharge velocity results in a significant reduction of shock losses which are proportional to the square of velocity decrement.

The fan should not be equipped with a downstream contractor.



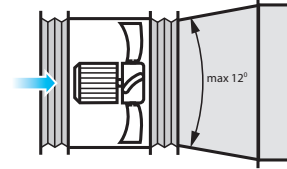
Installation near bends

To install the fan directly downstream of a bend (elbow) use a curved section with a large bending radius or an array of internal guide vanes.



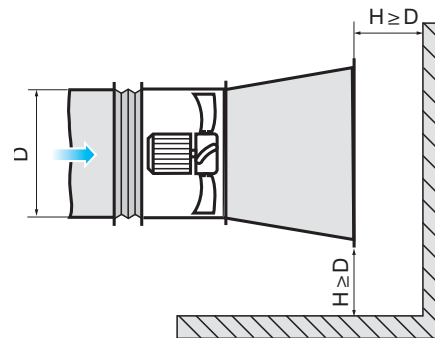
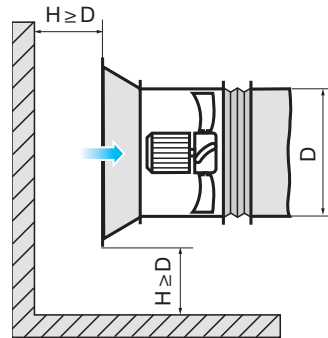
Changing diameter installation

When changing from a smaller diameter to a larger one use a connector diffuser with the maximum opening angle of 12° .

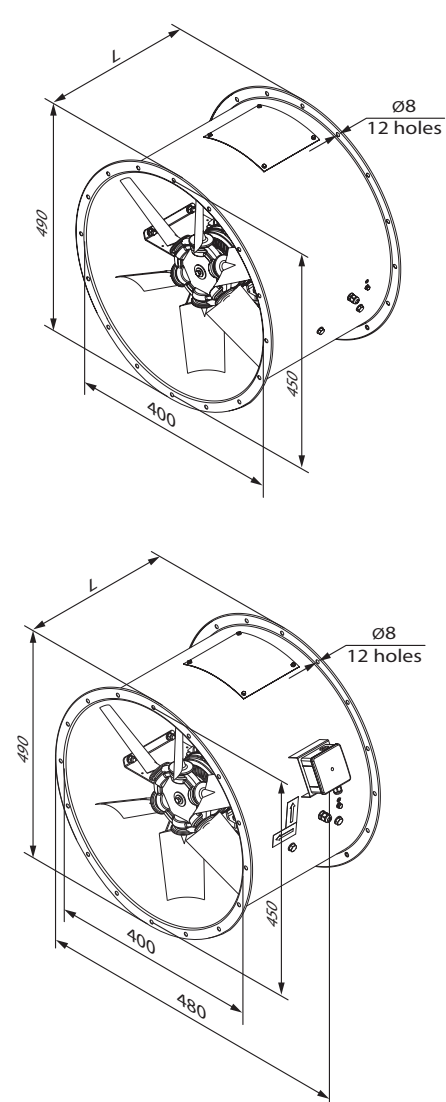
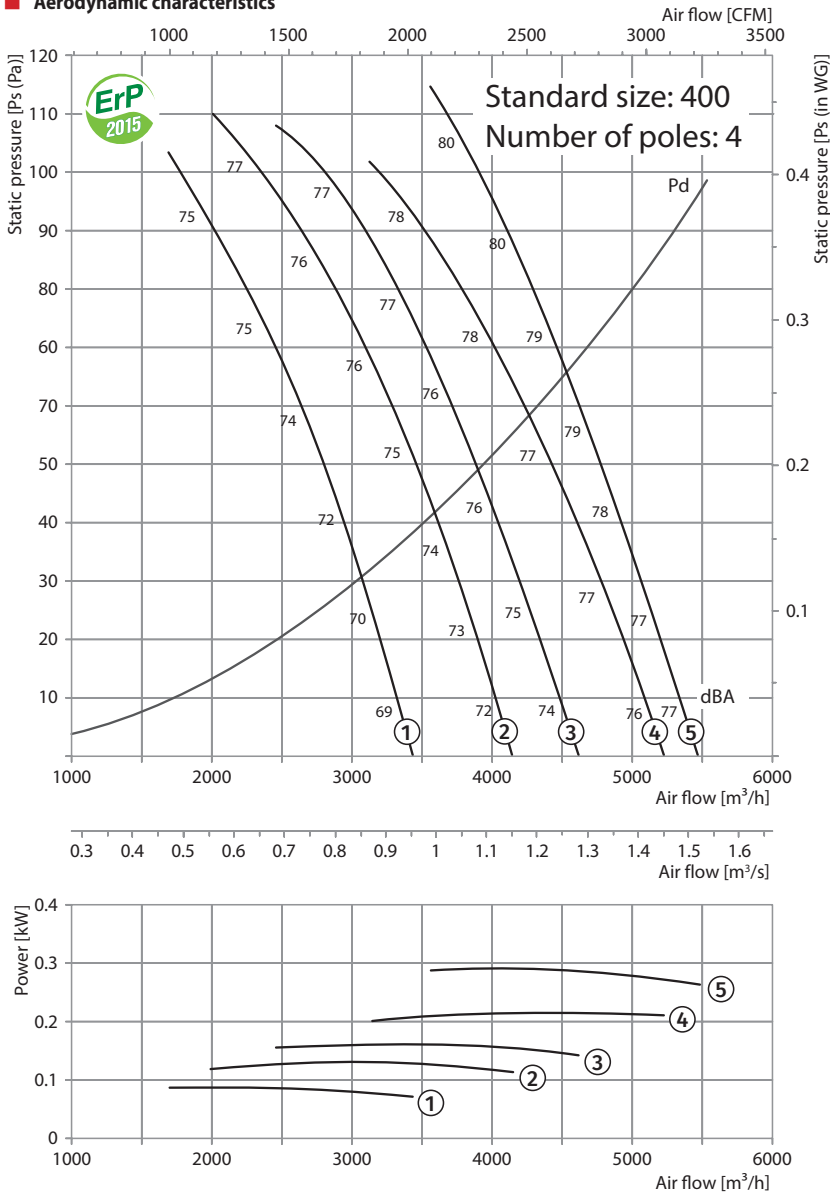


Obstructed space installation

To ensure normal operation of the fan in an obstructed space make sure to provide for a sufficient distance between the inlet and outlet flanges and the floor, walls, bulky equipment and obstacles.



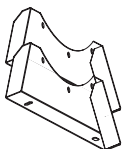
Aerodynamic characteristics



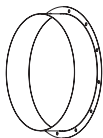
Technical data:

| Size | Number of poles | Voltage [V/50 Hz] | Fan model with aluminum blades impeller (AL) | Fans model with fiberglass reinforced polyamide blades impeller (PAG) | Installed motor power Ny [kW] | RPM [min ⁻¹] | Q-ty of blades | Blade setting angle [°] | Weight [kg] | Lenght L [mm] | Curve number on graph |
|------|-----------------|-------------------|--|---|-------------------------------|--------------------------|----------------|-------------------------|-------------|---------------|-----------------------|
| 400 | 4 | 3~400 | VPVO-400-4D/0,12-6/30/AL | VPVO-400-4D/0,12-6/30/PAG | 0.12 | 1440 | 6 | 30 | 19.5 | 350 | ① |
| | | | VPVO-400-4D/0,18-6/35/AL | VPVO-400-4D/0,18-6/35/PAG | 0.18 | 1440 | 6 | 35 | 19.8 | 350 | ② |
| | | | VPVO-400-4D/0,18-6/40/AL | VPVO-400-4D/0,18-6/40/PAG | 0.18 | 1440 | 6 | 40 | 19.8 | 350 | ③ |
| | | | VPVO-400-4D/0,25-6/45/AL | VPVO-400-4D/0,25-6/45/PAG | 0.25 | 1440 | 6 | 45 | 23.2 | 350 | ④ |
| | | | VPVO-400-4D/0,37-8/45/AL | VPVO-400-4D/0,37-8/45/PAG | 0.37 | 1440 | 8 | 45 | 23.9 | 350 | ⑤ |

Accessories:



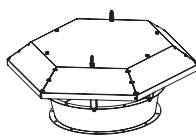
O-VO carrier



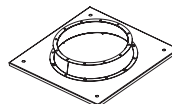
F-VO flange



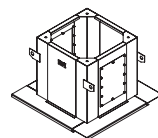
VVGf-VO flexible joint



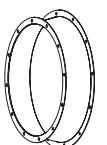
Z-VO hood



PK-VO roof adapter

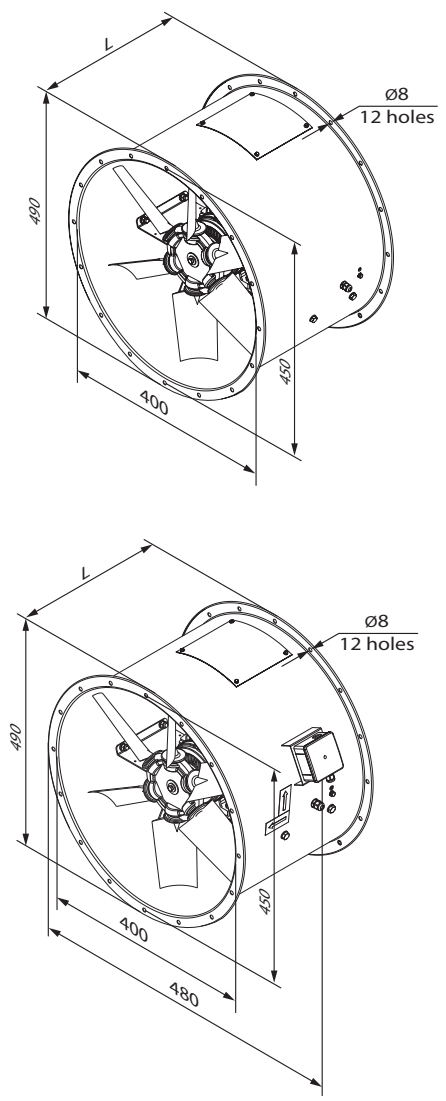
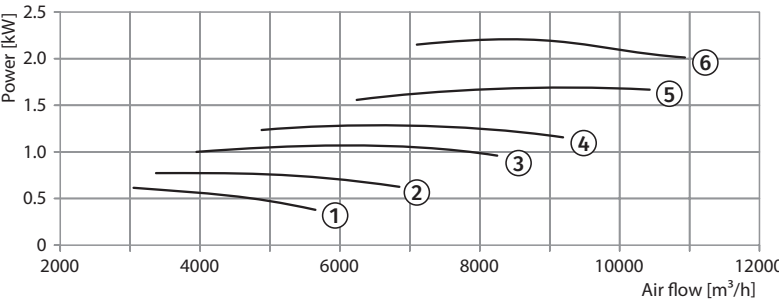
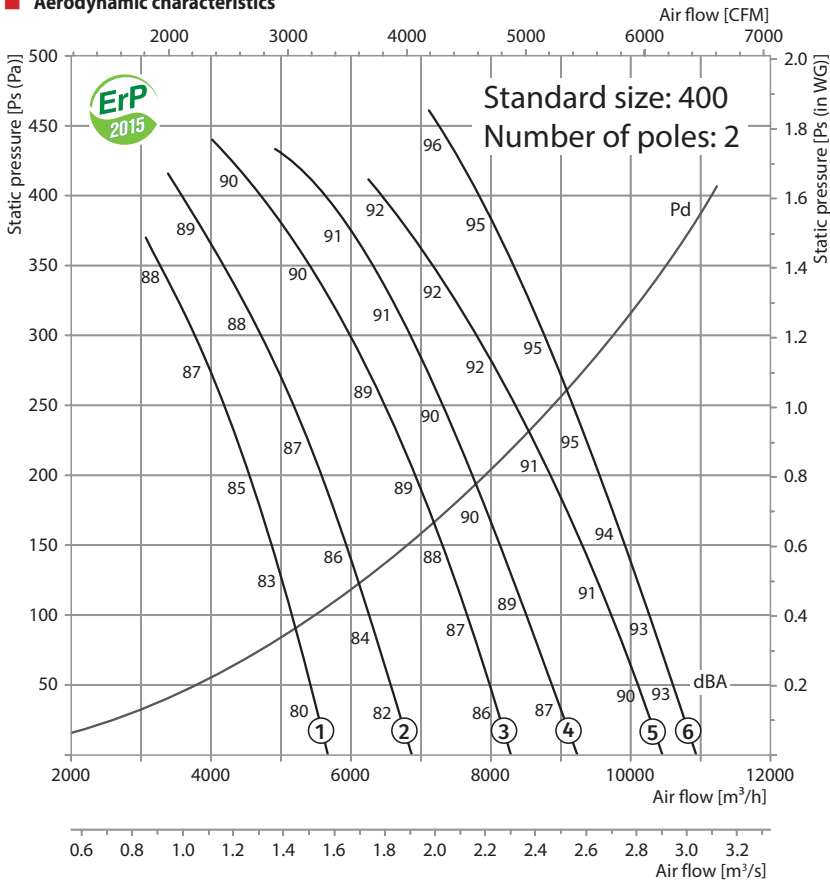


SM-VO mounting curb



VK-VO inlet cone

Aerodynamic characteristics



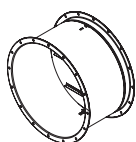
VPVO-400-2

Technical data:

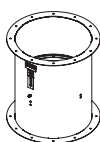
| Size | Number of poles | Voltage [V/50 Hz] | Fan model with aluminum blades impeller (AL) | Fans model with fiberglass reinforced polyamide blades impeller (PAG) | Installed motor power Ny [kW] | RPM [min ⁻¹] | Q-ty of blades | Blade setting angle [°] | Weight [kg] | Lenght L [mm] | Curve number on graph |
|------|-----------------|-------------------|--|---|-------------------------------|--------------------------|----------------|-------------------------|-------------|---------------|-----------------------|
| 400 | 2 | 3~400 | - | VPVO-400-2D/0,55-6/25/PAG | 0.55 | 2880 | 6 | 25 | 23.4 | 350 | ① |
| | | | VPVO-400-2D/0,75-6/30/AL | VPVO-400-2D/0,75-6/30/PAG | 0.75 | 2880 | 6 | 30 | 26.5 | 350 (450*) | ② |
| | | | VPVO-400-2D/1,1-6/35/AL | VPVO-400-2D/1,1-6/35/PAG | 1.1 | 2880 | 6 | 35 | 27.0 | 450 | ③ |
| | | | VPVO-400-2D/1,5-6/40/AL | VPVO-400-2D/1,5-6/40/PAG | 1.5 | 2880 | 6 | 40 | 32.5 | 450 | ④ |
| | | | VPVO-400-2D/2,2-6/45/AL | VPVO-400-2D/2,2-6/45/PAG | 2.2 | 2880 | 6 | 45 | 34.5 | 450 | ⑤ |
| | | | VPVO-400-2D/2,2-8/45/AL | VPVO-400-2D/2,2-8/45/PAG | 2.2 | 2880 | 8 | 45 | 35.0 | 450 | ⑥ |

* Including a motor with energy efficiency IE3

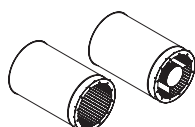
Accessories:



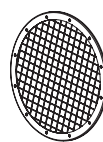
KOM-VO backdraft damper



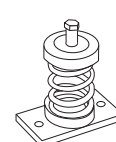
KOM1-VO backdraft damper



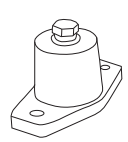
SR silencer SRV



SZ-VO protective mesh

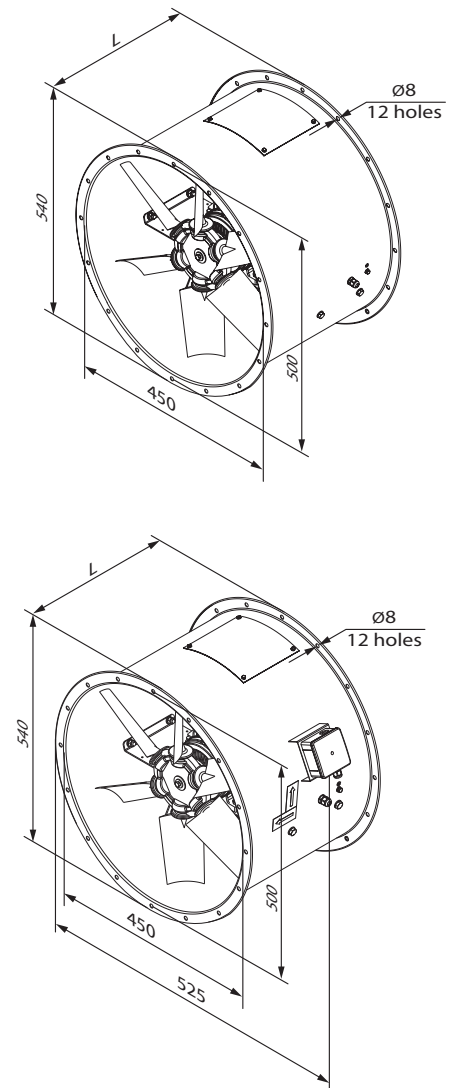
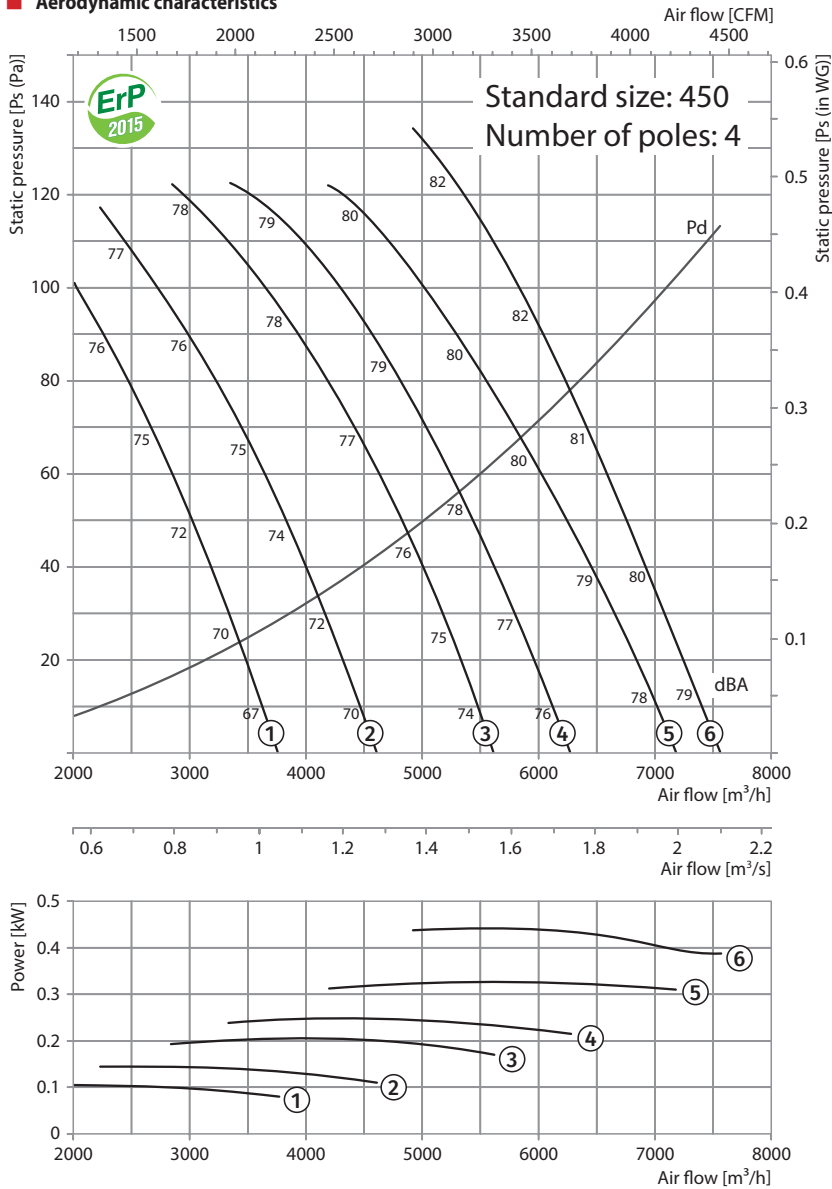


VVCp anti-vibration mount



VVCr anti-vibration mount

Aerodynamic characteristics

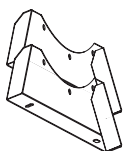


Technical data:

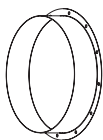
| Size | Number of poles | Voltage [V/50 Hz] | Fan model with aluminum blades impeller (AL) | Fans model with fiberglass reinforced polyamide blades impeller (PAG) | Installed motor power Ny [kW] | RPM [min ⁻¹] | Q-ty of blades | Blade setting angle [°] | Weight [kg] | Lenght L [mm] | Curve number on graph |
|------|-----------------|-------------------|--|---|-------------------------------|--------------------------|----------------|-------------------------|-------------|---------------|-----------------------|
| 450 | 4 | 3~400 | - | VPVO-450-4D/0,12-6/25/PAG | 0.12 | 1440 | 6 | 25 | 29.1 | 350 | ① |
| | | | VPVO-450-4D/0,18-6/30/AL | VPVO-450-4D/0,18-6/30/PAG | 0.18 | 1440 | 6 | 30 | 29.4 | 350 | ② |
| | | | VPVO-450-4D/0,25-6/35/AL | VPVO-450-4D/0,25-6/35/PAG | 0.25 | 1440 | 6 | 35 | 32.8 | 350 | ③ |
| | | | VPVO-450-4D/0,25-6/40/AL | VPVO-450-4D/0,25-6/40/PAG | 0.25 | 1440 | 6 | 40 | 32.8 | 350 | ④ |
| | | | VPVO-450-4D/0,37-6/45/AL | VPVO-450-4D/0,37-6/45/PAG | 0.37 | 1440 | 6 | 45 | 33 | 350 | ⑤ |
| | | | VPVO-450-4D/0,55-8/45/AL | VPVO-450-4D/0,55-8/45/PAG | 0.55 | 1440 | 8 | 45 | 36.6 | 350 (450*) | ⑥ |

* Including a motor with energy efficiency IE3

Accessories:



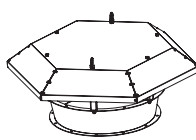
O-VO carrier



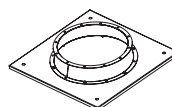
F-VO flange



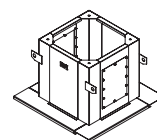
VVGf-VO flexible joint



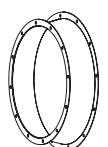
Z-VO hood



PK-VO roof adapter

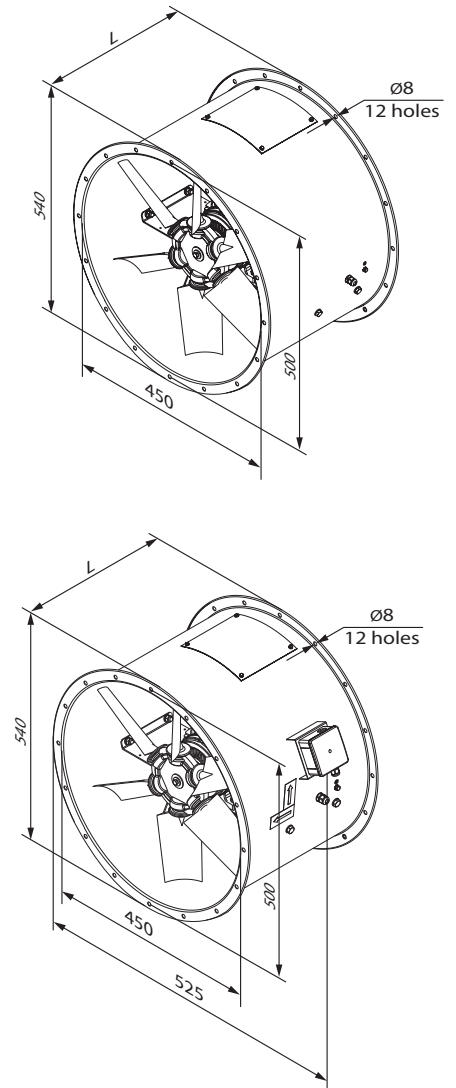
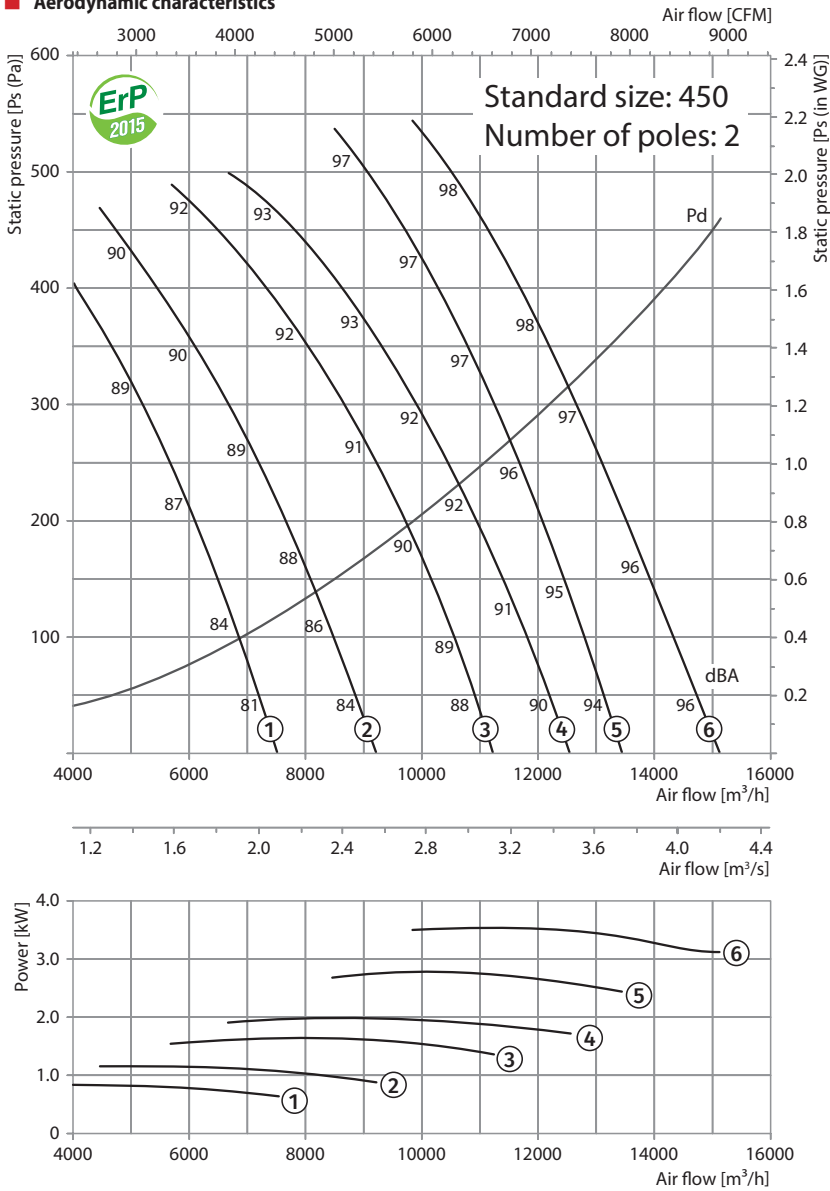


SM-VO mounting curb



VK-VO inlet cone

Aerodynamic characteristics



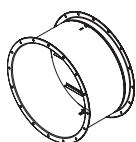
VPVO-450-2

Technical data:

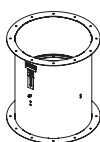
| Size | Number of poles | Voltage [V/50 Hz] | Fan model with aluminum blades impeller (AL) | Fans model with fiberglass reinforced polyamide blades impeller (PAG) | Installed motor power Ny [kW] | RPM [min ⁻¹] | Q-ty of blades | Blade setting angle [°] | Weight [kg] | Lenght L [mm] | Curve number on graph |
|------|-----------------|-------------------|--|---|-------------------------------|--------------------------|----------------|-------------------------|-------------|---------------|-----------------------|
| 450 | 2 | 3~400 | - | VPVO-450-2D/0,75-6/25/PAG | 0.75 | 2880 | 6 | 25 | 36.1 | 350 (450*) | ① |
| | | | VPVO-450-2D/1,1-6/30/AL | VPVO-450-2D/1,1-6/30/PAG | 1.1 | 2880 | 6 | 30 | 36.6 | 450 | ② |
| | | | VPVO-450-2D/1,5-6/35/AL | VPVO-450-2D/1,5-6/35/PAG | 1.5 | 2880 | 6 | 35 | 42.1 | 450 | ③ |
| | | | VPVO-450-2D/2,2-6/40/AL | VPVO-450-2D/2,2-6/40/PAG | 2.2 | 2880 | 6 | 40 | 44.1 | 450 | ④ |
| | | | VPVO-450-2D/3-8/40/AL | VPVO-450-2D/3-8/40/PAG | 3 | 2880 | 8 | 40 | 53.6 | 450 (550*) | ⑤ |
| | | | VPVO-450-2D/4-8/45/AL | VPVO-450-2D/4-8/45/PAG | 4 | 2880 | 8 | 45 | 63.7 | 550 | ⑥ |

* Including a motor with energy efficiency IE3

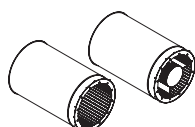
Accessories:



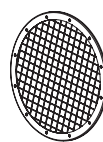
KOM-VO
backdraft damper



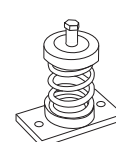
KOM1-VO
backdraft damper



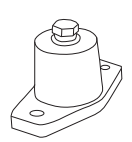
SR silencer
SRV



SZ-VO
protective mesh

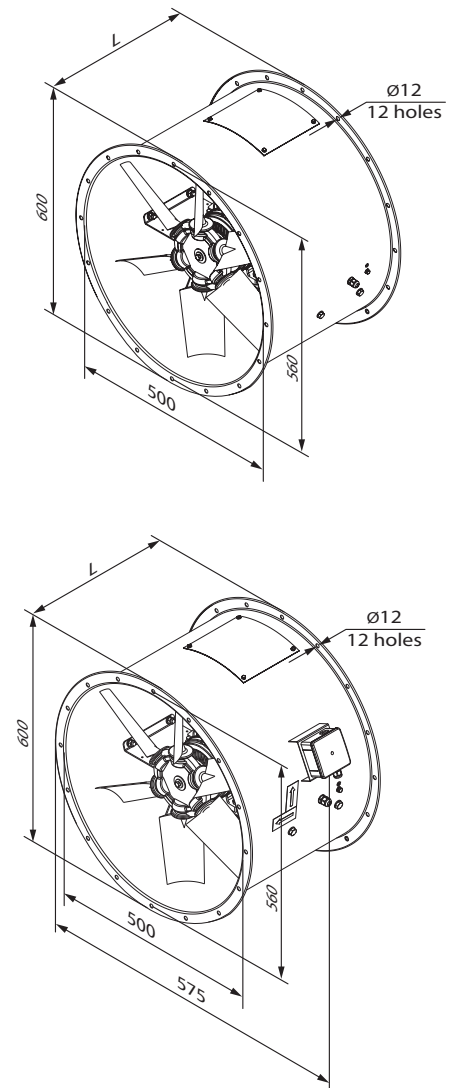
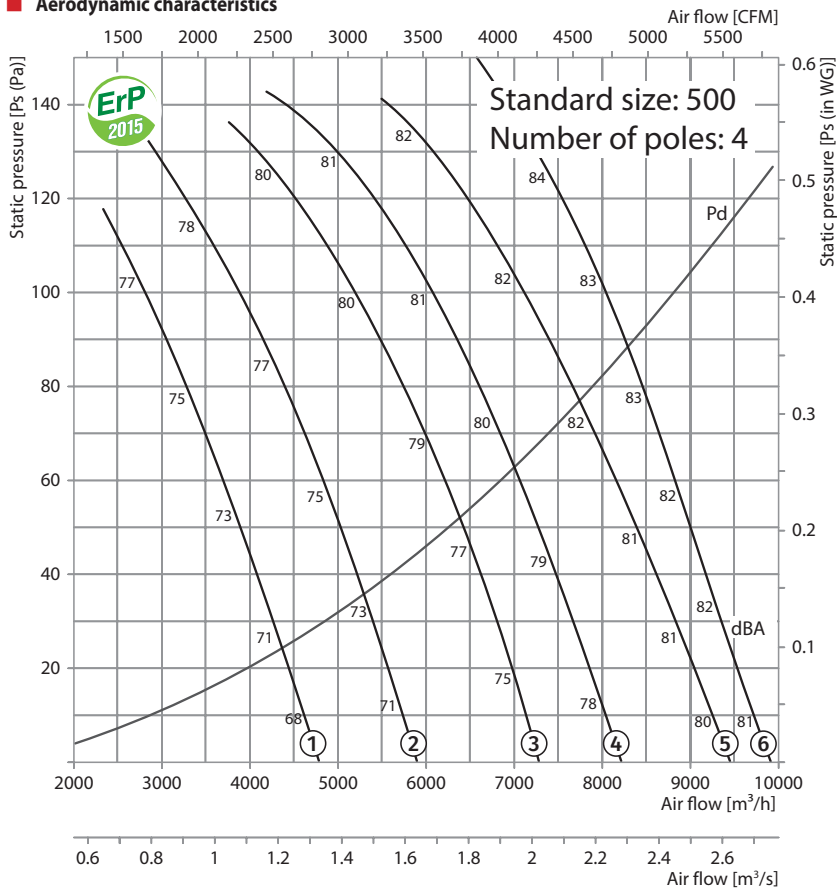


VVCp
anti-vibration mount



VVCr
anti-vibration mount

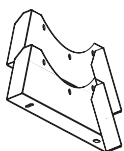
Aerodynamic characteristics



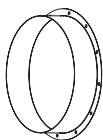
Technical data:

| Size | Number of poles | Voltage [V/50 Hz] | Fan model with aluminum blades impeller (AL) | Fans model with fiberglass reinforced polyamide blades impeller (PAG) | Installed motor power Ny [kW] | RPM [min ⁻¹] | Q-ty of blades | Blade setting angle [°] | Weight [kg] | Length L [mm] | Curve number on graph |
|------|-----------------|-------------------|--|---|-------------------------------|--------------------------|----------------|-------------------------|-------------|---------------|-----------------------|
| 500 | 4 | 3~400 | - | VPVO-500-4D/0,18-6/25/PAG | 0.18 | 1440 | 6 | 25 | 61.5 | 350 | ① |
| | | | VPVO-500-4D/0,25-6/30/AL | VPVO-500-4D/0,25-6/30/PAG | 0.25 | 1440 | 6 | 30 | 61.7 | 350 | ② |
| | | | VPVO-500-4D/0,37-6/35/AL | VPVO-500-4D/0,37-6/35/PAG | 0.37 | 1440 | 6 | 35 | 64.8 | 350 | ③ |
| | | | VPVO-500-4D/0,37-6/40/AL | VPVO-500-4D/0,37-6/40/PAG | 0.37 | 1440 | 6 | 40 | 64.8 | 350 | ④ |
| | | | VPVO-500-4D/0,55-6/45/AL | VPVO-500-4D/0,55-6/45/PAG | 0.55 | 1440 | 6 | 45 | 65.6 | 450 | ⑤ |
| | | | VPVO-500-4D/0,75-8/45/AL | VPVO-500-4D/0,75-8/45/PAG | 0.75 | 1440 | 8 | 45 | 71.4 | 450 | ⑥ |

Accessories:



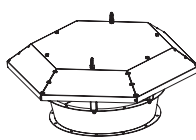
O-VO carrier



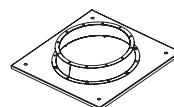
F-VO flange



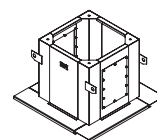
VVGf-VO flexible joint



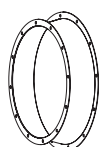
Z-VO hood



PK-VO roof adapter

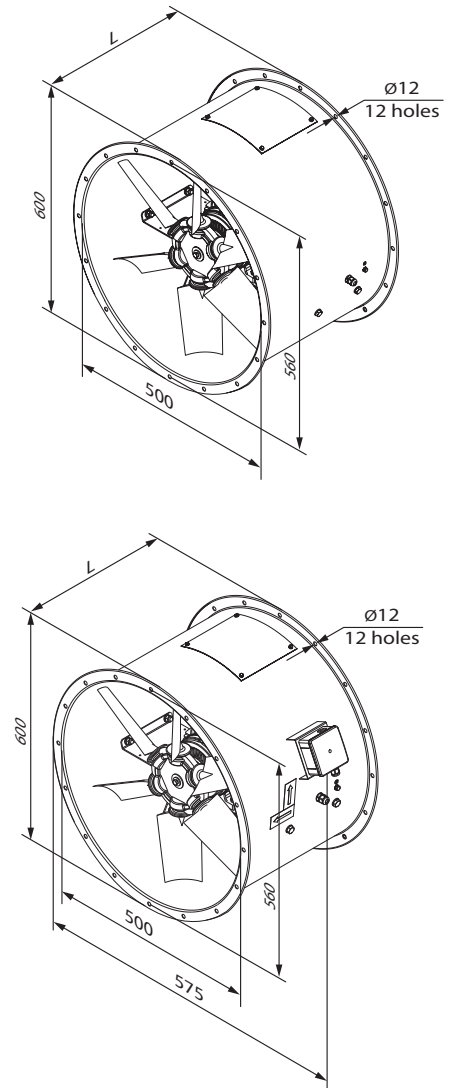
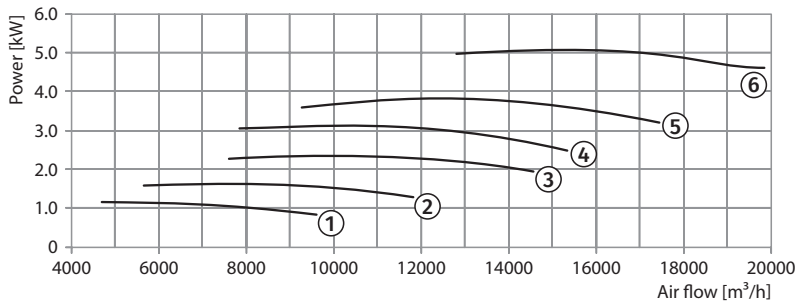
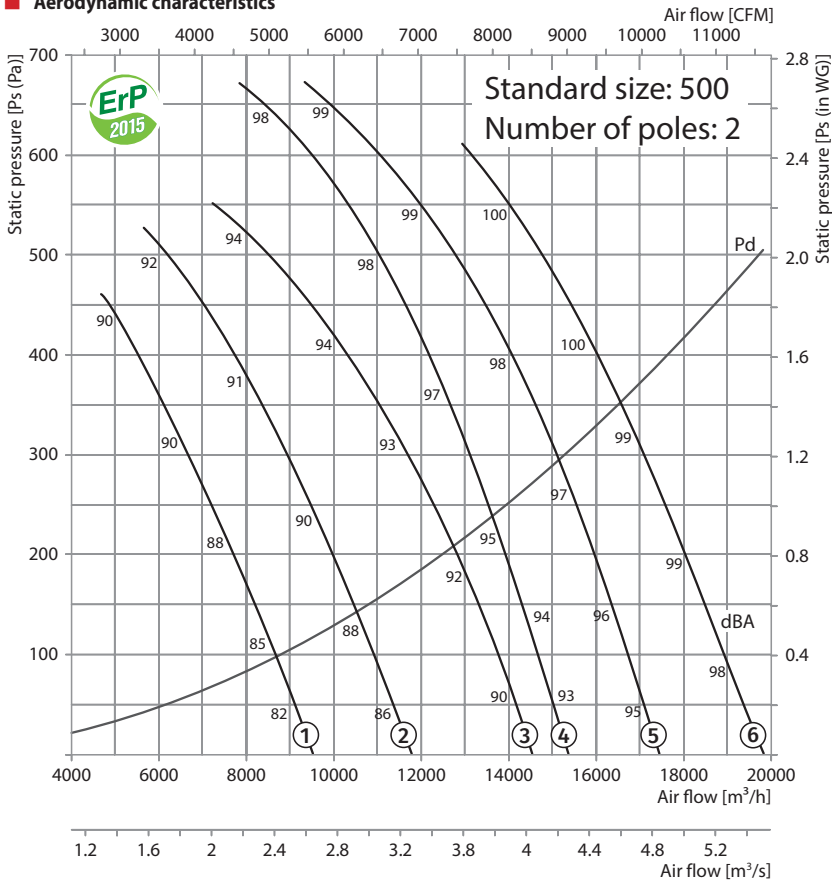


SM-VO mounting curb



VK-VO inlet cone

Aerodynamic characteristics

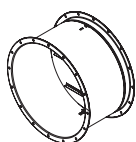


Technical data:

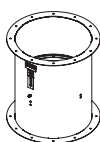
| Size | Number of poles | Voltage [V/50 Hz] | Fan model with aluminum blades impeller (AL) | Fans model with fiberglass reinforced polyamide blades impeller (PAG) | Installed motor power Ny [kW] | RPM [min ⁻¹] | Q-ty of blades | Blade setting angle [°] | Weight [kg] | Lenght L [mm] | Curve number on graph |
|------|-----------------|-------------------|--|---|-------------------------------|--------------------------|----------------|-------------------------|-------------|---------------|-----------------------|
| 500 | 2 | 3~400 | - | VPVO-500-2D/1,1-6/25/PAG | 1.1 | 2880 | 6 | 25 | 48.2 | 450 | ① |
| | | | VPVO-500-2D/1,5-6/30/AL | VPVO-500-2D/1,5-6/30/PAG | 1.5 | 2880 | 6 | 30 | 53.7 | 450 | ② |
| | | | VPVO-500-2D/2,2-6/35/AL | VPVO-500-2D/2,2-6/35/PAG | 2.2 | 2880 | 6 | 35 | 55.7 | 450 | ③ |
| | | | VPVO-500-2D/3-8/35/AL | VPVO-500-2D/3-8/35/PAG | 3 | 2880 | 8 | 35 | 65.3 | 450 (550*) | ④ |
| | | | VPVO-500-2D/4-8/40/AL | VPVO-500-2D/4-8/40/PAG | 4 | 2880 | 8 | 40 | 75.4 | 550 | ⑤ |
| | | | VPVO-500-2D/5,5-8/45/AL | VPVO-500-2D/5,5-8/45/PAG | 5.5 | 2880 | 8 | 45 | 96.8 | 550 | ⑥ |

* Including a motor with energy efficiency IE3

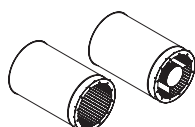
Accessories:



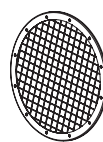
KOM-VO
backdraft damper



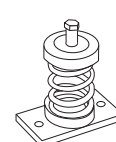
KOM1-VO
backdraft damper



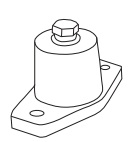
SR SRV
silencer



SZ-VO
protective mesh

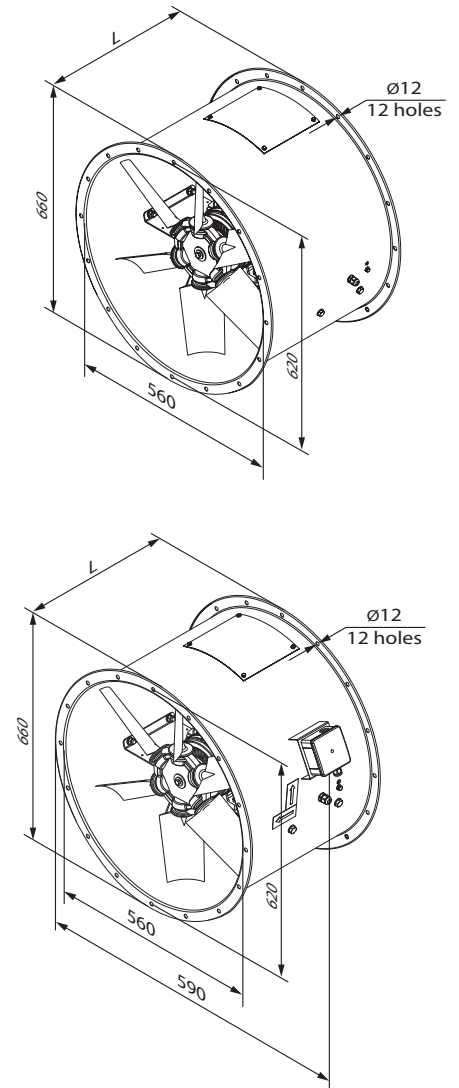
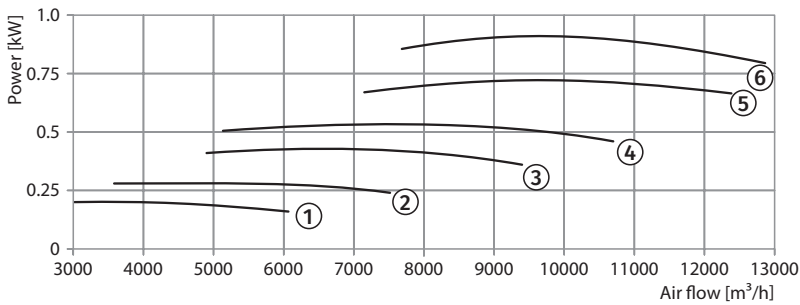
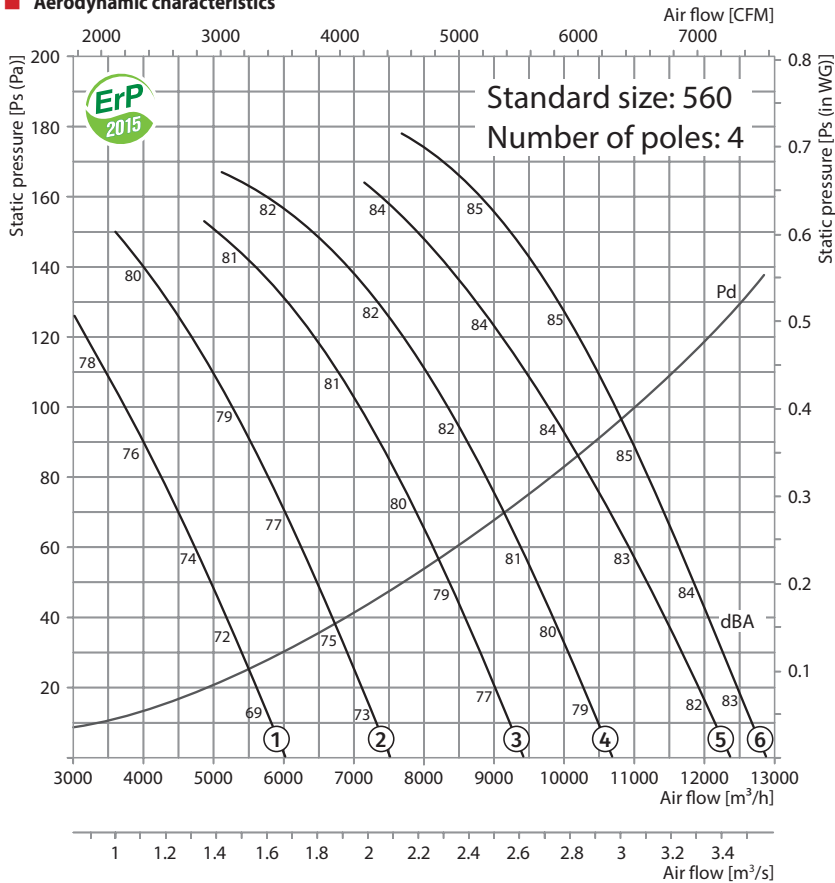


VVCp
anti-vibration mount



VVCr
anti-vibration mount

Aerodynamic characteristics

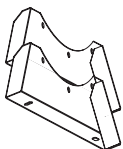


Technical data:

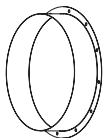
| Size | Number of poles | Voltage [V/50 Hz] | Fan model with aluminum blades impeller (AL) | Fans model with fiberglass reinforced polyamide blades impeller (PAG) | Installed motor power Ny [kW] | RPM [min ⁻¹] | Q-ty of blades | Blade setting angle [°] | Weight [kg] | Lenght L [mm] | Curve number on graph |
|------|-----------------|-------------------|--|---|-------------------------------|--------------------------|----------------|-------------------------|-------------|---------------|-----------------------|
| 560 | 4 | 3~400 | - | VPVO-560-4D/0,25-6/25/PAG | 0.25 | 1440 | 6 | 25 | 61.5 | 350 | ① |
| | | | VPVO-560-4D/0,37-6/30/AL | VPVO-560-4D/0,37-6/30/PAG | 0.37 | 1440 | 6 | 30 | 61.7 | 350 | ② |
| | | | VPVO-560-4D/0,55-6/35/AL | VPVO-560-4D/0,55-6/35/PAG | 0.55 | 1440 | 6 | 35 | 64.8 | 350 (450*) | ③ |
| | | | VPVO-560-4D/0,55-6/40/AL | VPVO-560-4D/0,55-6/40/PAG | 0.55 | 1440 | 6 | 40 | 64.8 | 350 (450*) | ④ |
| | | | VPVO-560-4D/0,75-6/45/AL | VPVO-560-4D/0,75-6/45/PAG | 0.75 | 1440 | 6 | 45 | 65.6 | 450 | ⑤ |
| | | | VPVO-560-4D/1,1-8/45/AL | VPVO-560-4D/1,1-8/45/PAG | 1.1 | 1440 | 8 | 45 | 71.4 | 450 | ⑥ |

* Including a motor with energy efficiency IE3

Accessories:



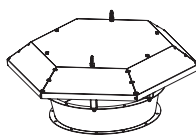
O-VO carrier



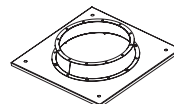
F-VO flange



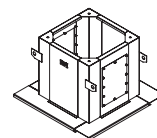
VVGf-VO flexible joint



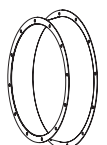
Z-VO hood



PK-VO roof adapter

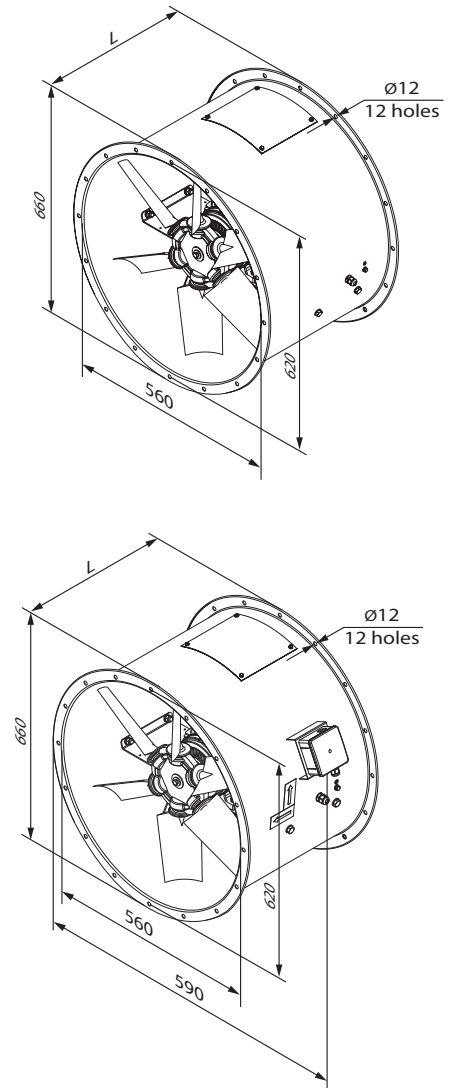
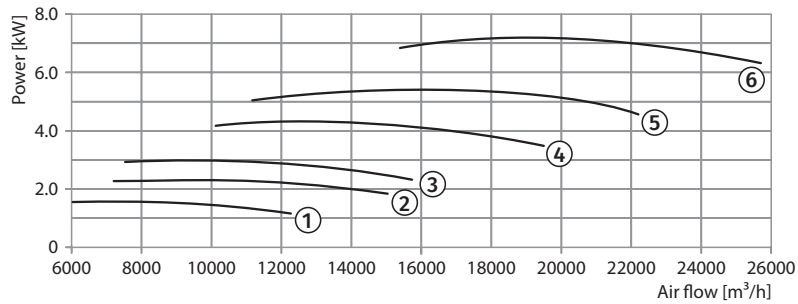
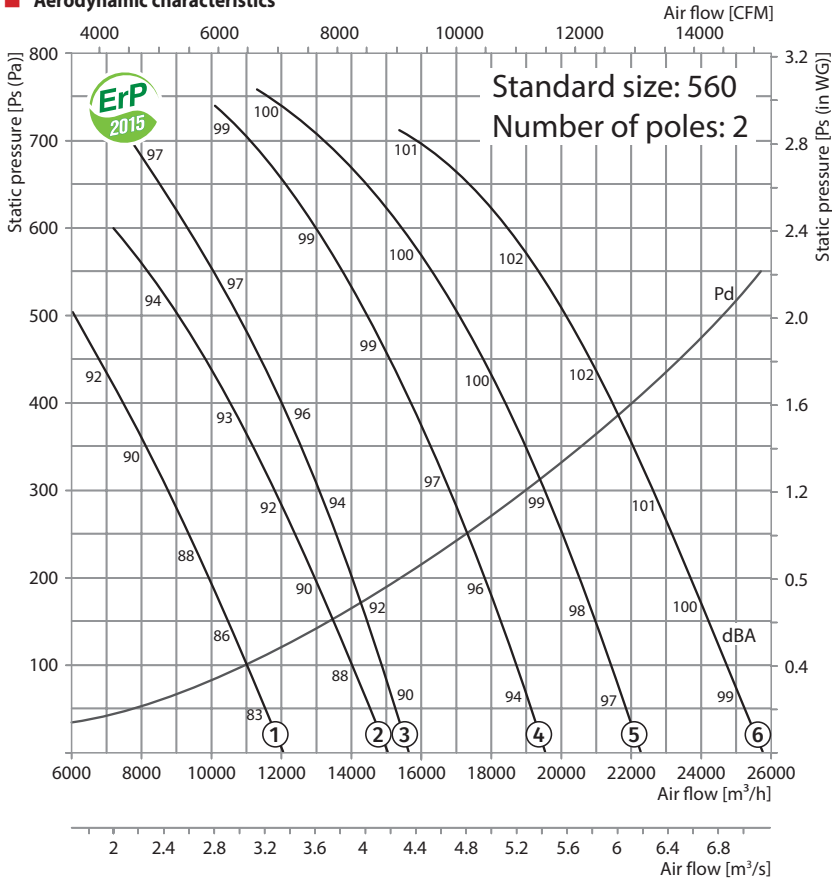


SM-VO mounting curb



VK-VO inlet cone

Aerodynamic characteristics

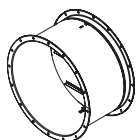


Technical data:

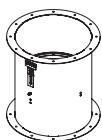
| Size | Number of poles | Voltage [V/50 Hz] | Fan model with aluminum blades impeller (AL) | Fans model with fiberglass reinforced polyamide blades impeller (PAG) | Installed motor power Ny [kW] | RPM [min ⁻¹] | Q-ty of blades | Blade setting angle [°] | Weight [kg] | Length L [mm] | Curve number on graph |
|------|-----------------|-------------------|--|---|-------------------------------|--------------------------|----------------|-------------------------|-------------|---------------|-----------------------|
| 560 | 2 | 3~400 | - | VPVO-560-2D/1,5-6/25/PAG | 1.5 | 2880 | 6 | 25 | 70.8 | 450 | ① |
| | | | VPVO-560-2D/2,2-6/30/AL | VPVO-560-2D/2,2/6/30/PAG | 2.2 | 2880 | 6 | 30 | 72.8 | 450 | ② |
| | | | VPVO-560-2D/3-8/30/AL | VPVO-560-2D/3-8/30/PAG | 3 | 2880 | 8 | 30 | 82.4 | 450 (550*) | ③ |
| | | | VPVO-560-2D/4-8/35/AL | VPVO-560-2D/4-8/35/PAG | 4 | 2880 | 8 | 35 | 92.5 | 550 | ④ |
| | | | VPVO-560-2D/5,5-8/40/AL | VPVO-560-2D/5,5-8/40/PAG | 5.5 | 2880 | 8 | 40 | 113.9 | 550 | ⑤ |
| | | | VPVO-560-2D/7,5-8/45/AL | VPVO-560-2D/7,5-8/45/PAG | 7.5 | 2880 | 8 | 45 | 117.9 | 550 (650*) | ⑥ |

* Including a motor with energy efficiency IE3

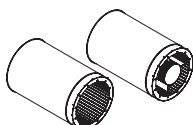
Accessories:



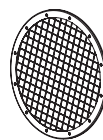
KOM-VO backdraft damper



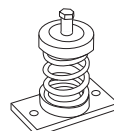
KOM1-VO backdraft damper



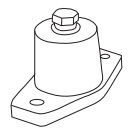
SR silencer SRV



SZ-VO protective mesh

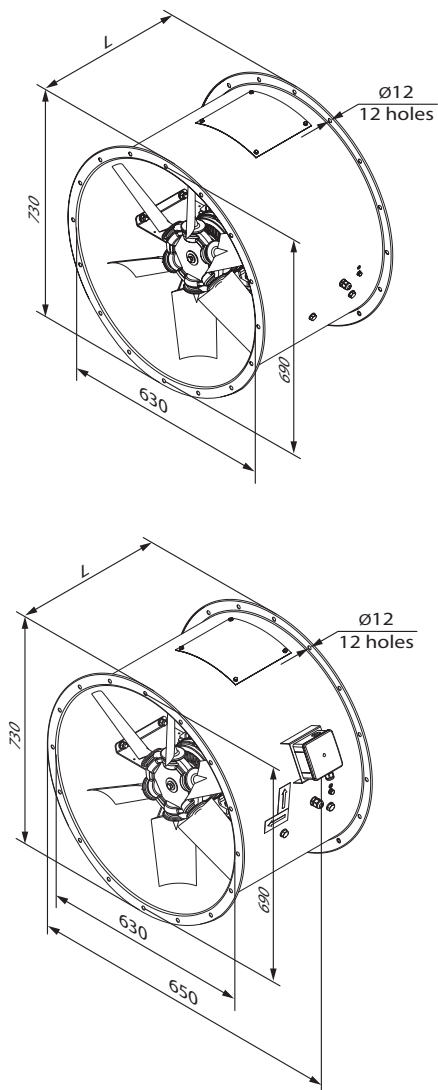
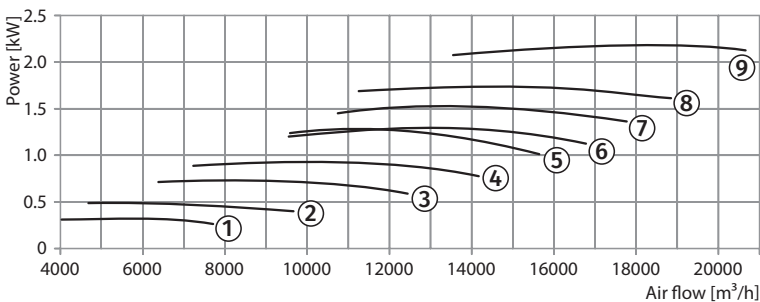
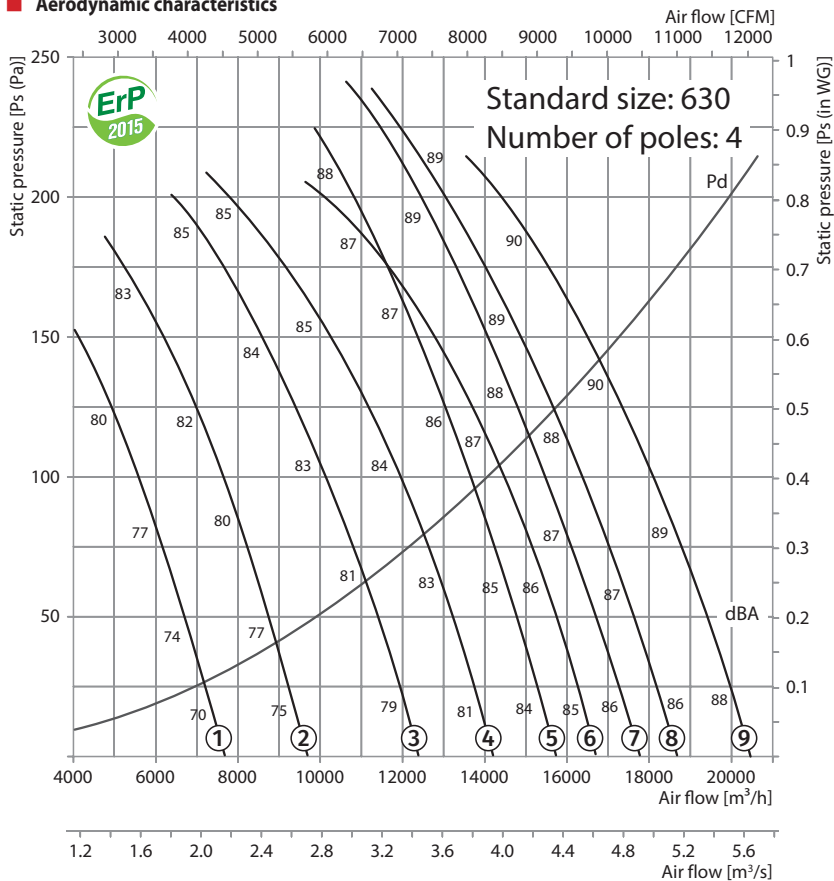


VVCp anti-vibration mount



VVCr anti-vibration mount

Aerodynamic characteristics

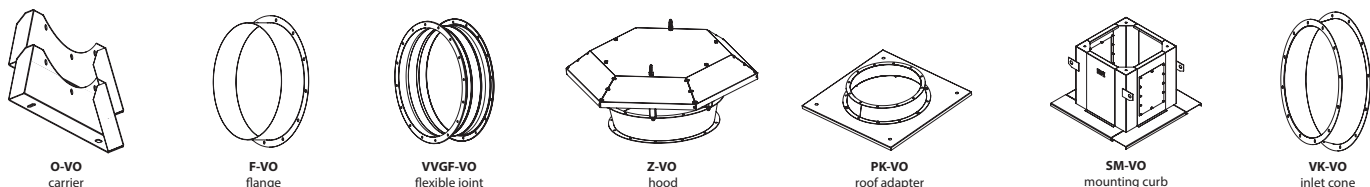


Technical data:

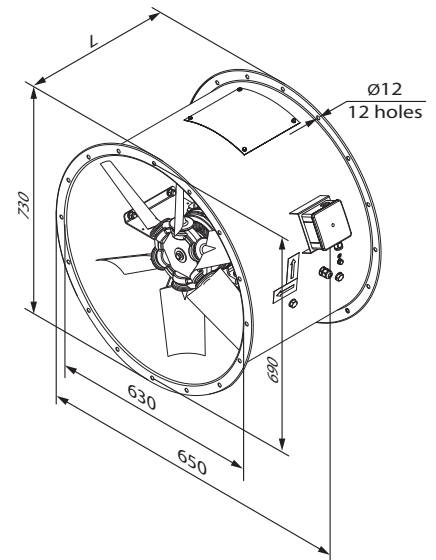
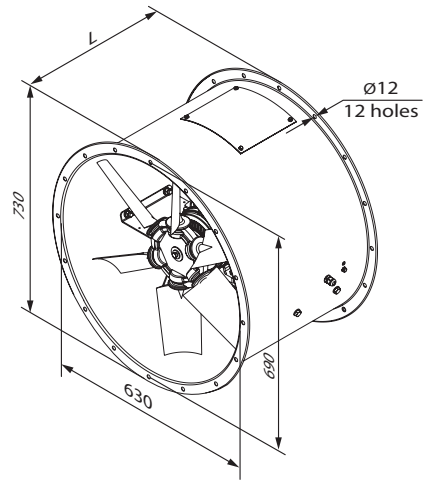
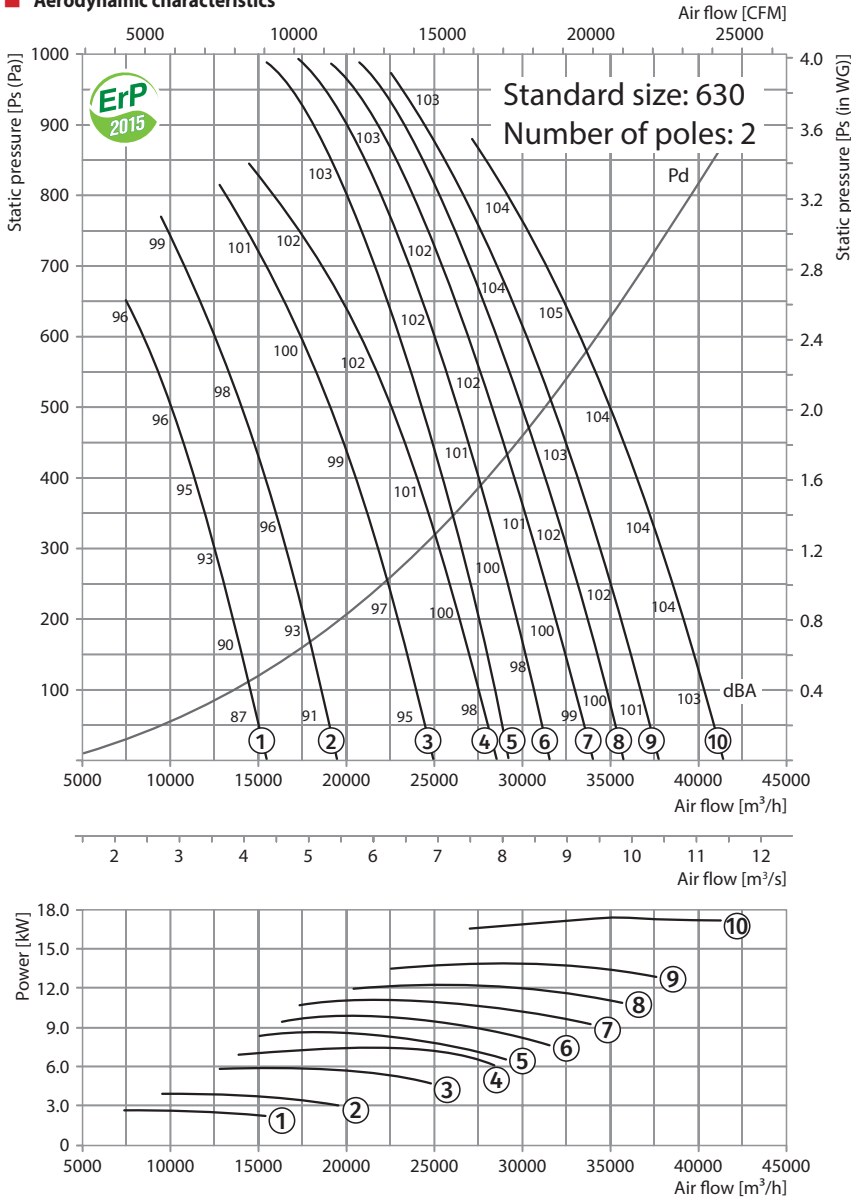
| Size | Number of poles | Voltage [V/50 Hz] | Fan model with aluminum blades impeller (AL) | Fans model with fiberglass reinforced polyamide blades impeller (PAG) | Installed motor power Ny [kW] | RPM [min ⁻¹] | Q-ty of blades | Blade setting angle [°] | Weight [kg] | Lenght L [mm] | Curve number on graph |
|------|-----------------|-------------------|--|---|-------------------------------|--------------------------|----------------|-------------------------|-------------|---------------|-----------------------|
| 630 | 4 | 3~400 | - | VPVO-630-4D/0,37-8/25/PAG | 0.37 | 1440 | 8 | 25 | 67.9 | 350 | ① |
| | | | VPVO-630-4D/0,55-8/30/PAG | 0.55 | 1440 | 8 | 30 | 71 | 350 (450*) | ② | |
| | | | VPVO-630-4D/0,75-8/35/PAG | 0.75 | 1440 | 8 | 35 | 71.8 | 450 | ③ | |
| | | | VPVO-630-4D/1,1-8/40/PAG | 1.1 | 1440 | 8 | 40 | 77 | 450 | ④ | |
| | | | VPVO-630-4D/1,5-6/32,5/PAG | 1.5 | 1440 | 6 | 32.5 | 81.1 | 450 | ⑤ | |
| | | | VPVO-630-4D/1,5-8/45/PAG | 1.5 | 1440 | 8 | 45 | 80 | 450 | ⑥ | |
| | | | VPVO-630-4D/1,5-6/37,5/PAG | 1.5 | 1440 | 6 | 37.5 | 81.1 | 450 | ⑦ | |
| | | | VPVO-630-4D/2,2-6/40/PAG | 2.2 | 1440 | 6 | 40 | 83.2 | 450 (550*) | ⑧ | |
| | | | VPVO-630-4D/2,2-6/45/PAG | 2.2 | 1440 | 6 | 45 | 83.2 | 450 (550*) | ⑨ | |

* Including a motor with energy efficiency IE3

Accessories:



Aerodynamic characteristics



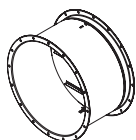
VPVO-630-2

Technical data:

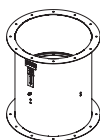
| Size | Number of poles | Voltage [V/50 Hz] | Fan model with aluminum blades impeller (AL) | Fans model with fiberglass reinforced polyamide blades impeller (PAG) | Installed motor power Ny [kW] | RPM [min ⁻¹] | Q-ty of blades | Blade setting angle [°] | Weight [kg] | Length L [mm] | Curve number on graph |
|------|-----------------|-------------------|--|---|-------------------------------|--------------------------|----------------|-------------------------|-------------|---------------|-----------------------|
| 630 | 2 | 3~400 | - | VPVO-630-2D/3-8/25/PAG | 3 | 2880 | 8 | 25 | 88 | 450 (550*) | ① |
| | | | VPVO-630-2D/4-8/30/AL | VPVO-630-2D/4-8/30/PAG | 4 | 2880 | 8 | 30 | 98.1 | 550 | ② |
| | | | VPVO-630-2D/5,5-8/35/AL | VPVO-630-2D/5,5-8/35/PAG | 5.5 | 2880 | 8 | 35 | 119.5 | 550 | ③ |
| | | | VPVO-630-2D/7,5-8/40/AL | VPVO-630-2D/7,5-8/40/PAG | 7.5 | 2880 | 8 | 40 | 123.5 | 550 (650*) | ④ |
| | | | VPVO-630-2D/9,2-6/30/AL | VPVO-630-2D/9,2-6/30/PAG | 9.2 | 2880 | 6 | 30 | 130.1 | 650 | ⑤ |
| | | | VPVO-630-2D/11-6/32,5/AL | VPVO-630-2D/11-6/32,5/PAG | 11 | 2880 | 6 | 32.5 | 154.1 | 650 (750*) | ⑥ |
| | | | VPVO-630-2D/11-6/35/AL | VPVO-630-2D/11-6/35/PAG | 11 | 2880 | 6 | 35 | 154.1 | 650 (750*) | ⑦ |
| | | | VPVO-630-2D/15-6/37,5/AL | VPVO-630-2D/15-6/37,5/PAG | 15 | 2880 | 6 | 37.5 | 166.7 | 750 | ⑧ |
| | | | VPVO-630-2D/15-6/40/AL | VPVO-630-2D/15-6/40/PAG | 15 | 2880 | 6 | 40 | 166.7 | 750 | ⑨ |
| | | | VPVO-630-2D/18,5-6/45/AL | VPVO-630-2D/18,5-6/45/PAG | 18.5 | 2880 | 6 | 45 | 179.8 | 750 | ⑩ |

* Including a motor with energy efficiency IE3

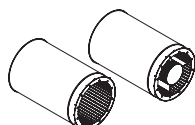
Accessories:



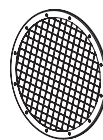
KOM-VO backdraft damper



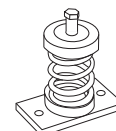
KOM1-VO backdraft damper



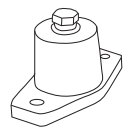
SR silencer SRV



SZ-VO protective mesh

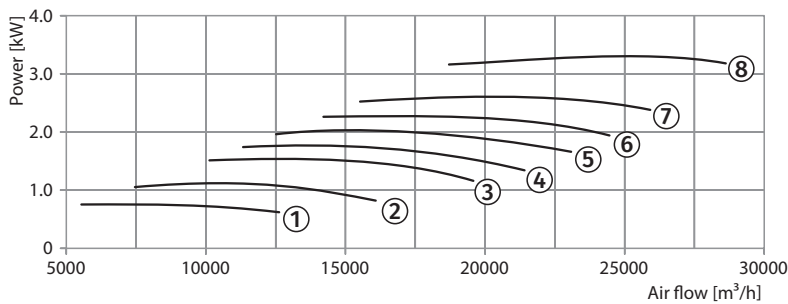
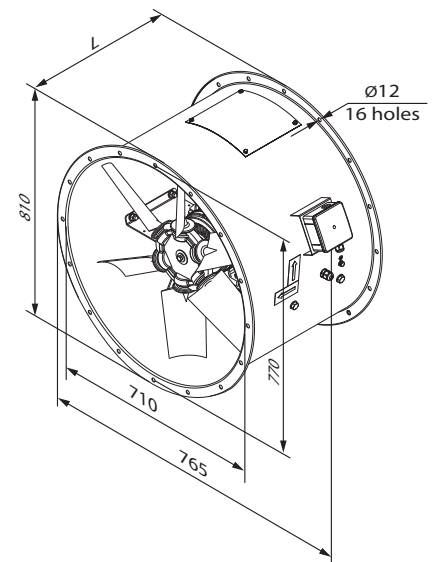
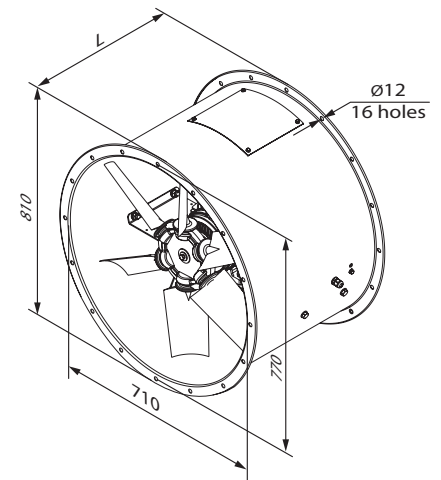
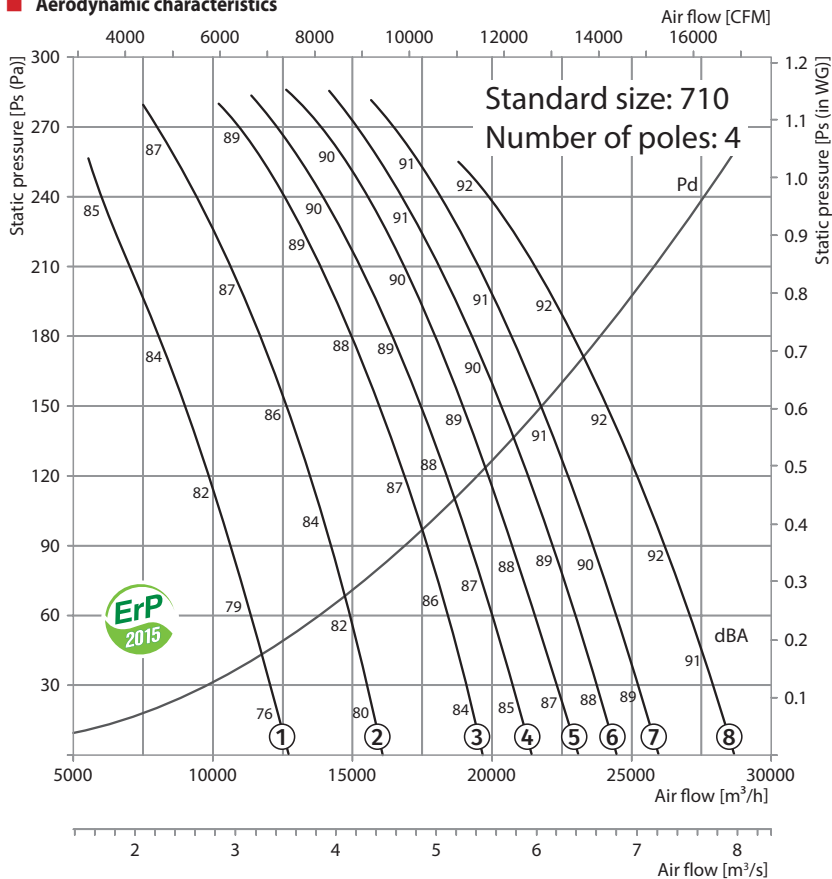


VVCp anti-vibration mount



VVCr anti-vibration mount

Aerodynamic characteristics

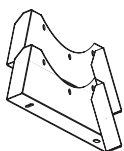


Technical data:

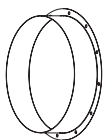
| Size | Number of poles | Voltage [V/50 Hz] | Fan model with aluminum blades impeller (AL) | Fans model with fiberglass reinforced polyamide blades impeller (PAG) | Installed motor power Ny [kW] | RPM [min ⁻¹] | Q-ty of blades | Blade setting angle [°] | Weight [kg] | Lenght L [mm] | Curve number on graph |
|------|-----------------|-------------------|--|---|-------------------------------|--------------------------|----------------|-------------------------|-------------|---------------|-----------------------|
| 710 | 4 | 3~400 | VPVO-710-4D/0,75-6/20/AL | VPVO-710-4D/0,75-6/20/PAG | 0.75 | 1440 | 6 | 20 | 99.1 | 450 | ① |
| | | | VPVO-710-4D/1,1-6/25/AL | VPVO-710-4D/1,1-6/25/PAG | 1.1 | 1440 | 6 | 25 | 104.3 | 450 | ② |
| | | | VPVO-710-4D/1,5-6/30/AL | VPVO-710-4D/1,5-6/30/PAG | 1.5 | 1440 | 6 | 30 | 107.3 | 450 | ③ |
| | | | VPVO-710-4D/2,2-6/32,5/AL | VPVO-710-4D/2,2-6/32,5/PAG | 2.2 | 1440 | 6 | 32.5 | 109.4 | 450 (550*) | ④ |
| | | | VPVO-710-4D/2,2-6/35/AL | VPVO-710-4D/2,2-6/35/PAG | 2.2 | 1440 | 6 | 35 | 109.4 | 450 (550*) | ⑤ |
| | | | VPVO-710-4D/2,2-6/37,5/AL | VPVO-710-4D/2,2-6/37,5/PAG | 2.2 | 1440 | 6 | 37.5 | 109.4 | 450 (550*) | ⑥ |
| | | | VPVO-710-4D/3-6/40/AL | VPVO-710-4D/3-6/40/PAG | 3 | 1440 | 6 | 40 | 118.3 | 550 | ⑦ |
| | | | VPVO-710-4D/4-6/45/AL | VPVO-710-4D/4-6/45/PAG | 4 | 1440 | 6 | 45 | 129.4 | 550 | ⑧ |

* Including a motor with energy efficiency IE3

Accessories:



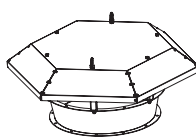
O-VO carrier



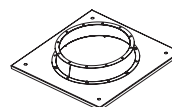
F-VO flange



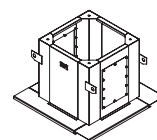
VVGf-VO flexible joint



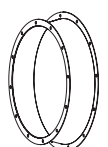
Z-VO hood



PK-VO roof adapter

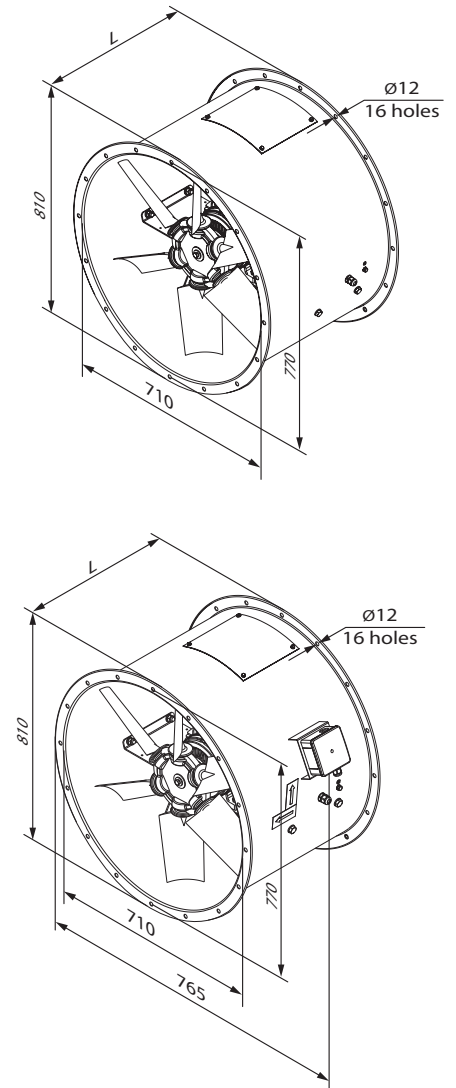
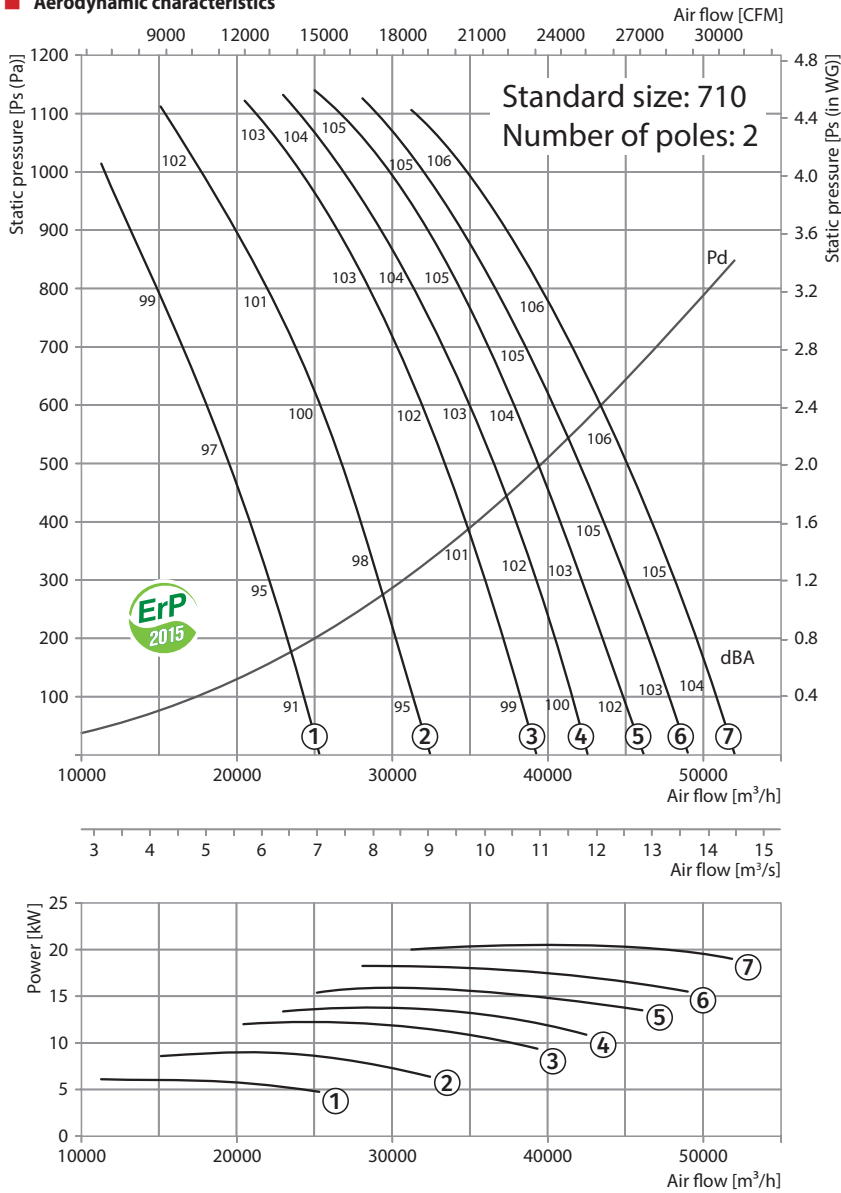


SM-VO mounting curb



VK-VO inlet cone

Aerodynamic characteristics

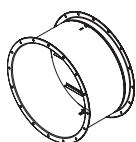


Technical data:

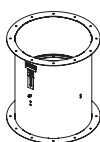
| Size | Number of poles | Voltage [V/50 Hz] | Fan model with aluminum blades impeller (AL) | Fans model with fiberglass reinforced polyamide blades impeller (PAG) | Installed motor power Ny [kW] | RPM [min ⁻¹] | Q-ty of blades | Blade setting angle [°] | Weight [kg] | Lenght L [mm] | Curve number on graph |
|------|-----------------|-------------------|--|---|-------------------------------|--------------------------|----------------|-------------------------|-------------|---------------|-----------------------|
| 710 | 2 | 3~400 | VPVO-710-2D/7,5-6/20/AL | VPVO-710-2D/7,5-6/20/PAG | 7.5 | 2880 | 6 | 20 | 150.8 | 550 (650*) | ① |
| | | | VPVO-710-2D/9,2-6/25/AL | VPVO-710-2D/9,2-6/25/PAG | 9.2 | 2880 | 6 | 25 | 156.3 | 650 | ② |
| | | | VPVO-710-2D/15-6/30/AL | VPVO-710-2D/15-6/30/PAG | 15 | 2880 | 6 | 30 | 192.9 | 750 | ③ |
| | | | VPVO-710-2D/15-6/32,5/AL | VPVO-710-2D/15-6/32,5/PAG | 15 | 2880 | 6 | 32.5 | 192.9 | 750 | ④ |
| | | | VPVO-710-2D/18,5-6/35/AL | VPVO-710-2D/18,5-6/35/PAG | 18.5 | 2880 | 6 | 35 | 206 | 750 | ⑤ |
| | | | VPVO-710-2D/18,5-6/37,5/AL | VPVO-710-2D/18,5-6/37,5/PAG | 18.5 | 2880 | 6 | 37.5 | 206 | 750 | ⑥ |
| | | | VPVO-710-2D/22-6/40/AL | VPVO-710-2D/22-6/40/PAG | 22 | 2880 | 6 | 40 | 246 | 850 | ⑦ |

* Including a motor with energy efficiency IE3

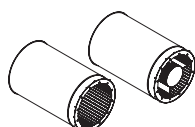
Accessories:



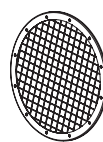
KOM-VO
backdraft damper



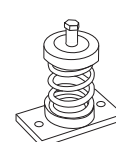
KOM1-VO
backdraft damper



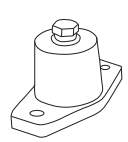
SR SRV
silencer



SZ-VO
protective mesh

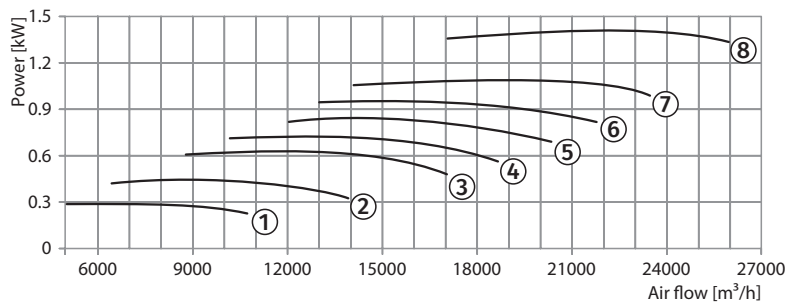
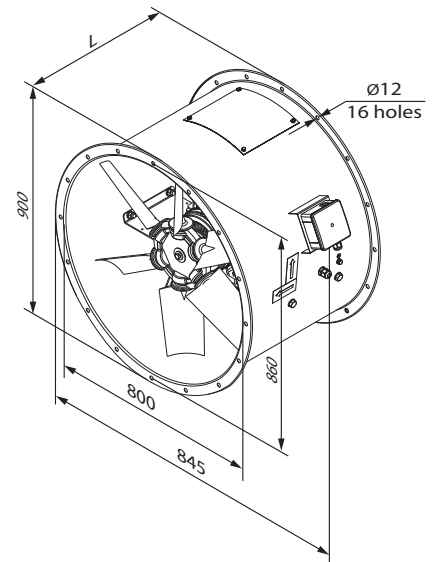
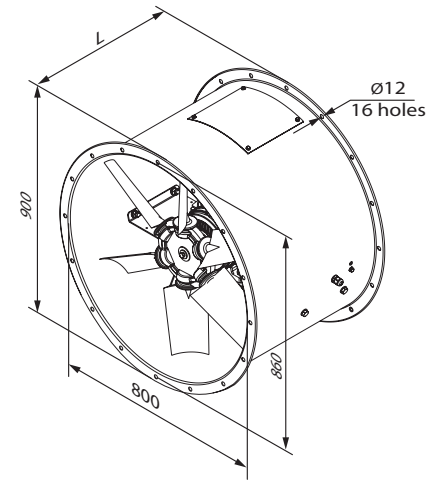
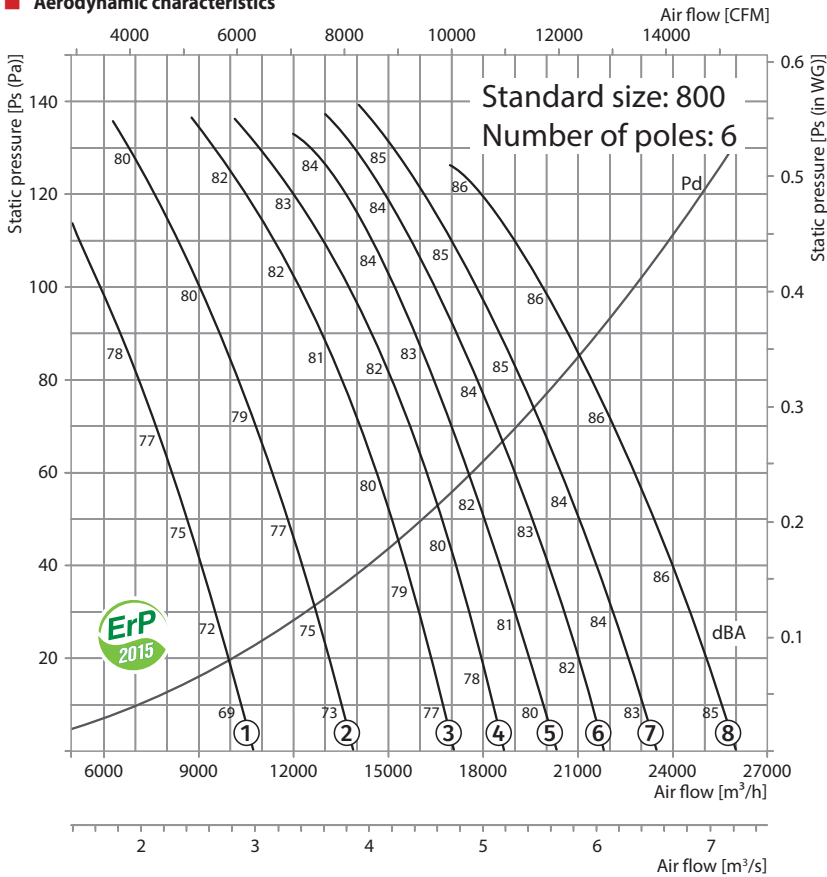


VVCp
anti-vibration mount



VVCr
anti-vibration mount

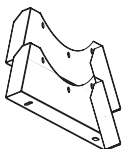
Aerodynamic characteristics



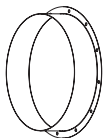
Technical data:

| Size | Number of poles | Voltage [V/50 Hz] | Fan model with aluminum blades impeller (AL) | Fans model with fiberglass reinforced polyamide blades impeller (PAG) | Installed motor power Ny [kW] | RPM [min ⁻¹] | Q-ty of blades | Blade setting angle [°] | Weight [kg] | Length L [mm] | Curve number on graph |
|------|-----------------|-------------------|--|---|-------------------------------|--------------------------|----------------|-------------------------|-------------|---------------|-----------------------|
| 800 | 6 | 3~400 | VPVO-800-6D/0,37-6/20/AL | VPVO-800-6D/0,37-6/20/PAG | 0.37 | 960 | 6 | 20 | 109.6 | 450 | ① |
| | | | VPVO-800-6D/0,55-6/25/AL | VPVO-800-6D/0,55-6/25/PAG | 0.55 | 960 | 6 | 25 | 111.1 | 450 | ② |
| | | | VPVO-800-6D/0,75-6/30/AL | VPVO-800-6D/0,75-6/30/PAG | 0.75 | 960 | 6 | 30 | 116.4 | 450 | ③ |
| | | | VPVO-800-6D/0,75-6/32,5/AL | VPVO-800-6D/0,75-6/32,5/PAG | 0.75 | 960 | 6 | 32.5 | 116.4 | 450 | ④ |
| | | | VPVO-800-6D/1,1-6/35/AL | VPVO-800-6D/1,1-6/35/PAG | 1.1 | 960 | 6 | 35 | 116.5 | 450 | ⑤ |
| | | | VPVO-800-6D/1,1-6/37,5/AL | VPVO-800-6D/1,1-6/37,5/PAG | 1.1 | 960 | 6 | 37.5 | 116.5 | 450 | ⑥ |
| | | | VPVO-800-6D/1,1-6/40/AL | VPVO-800-6D/1,1-6/40/PAG | 1.1 | 960 | 6 | 40 | 116.5 | 450 | ⑦ |
| | | | VPVO-800-6D/1,5-6/45/AL | VPVO-800-6D/1,5-6/45/PAG | 1.5 | 960 | 6 | 45 | 124.6 | 550 | ⑧ |

Accessories:



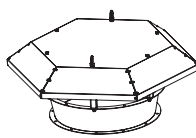
O-VO carrier



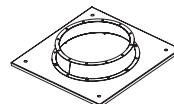
F-VO flange



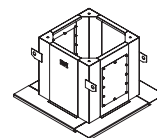
VVGf-VO flexible joint



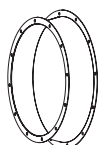
Z-VO hood



PK-VO roof adapter

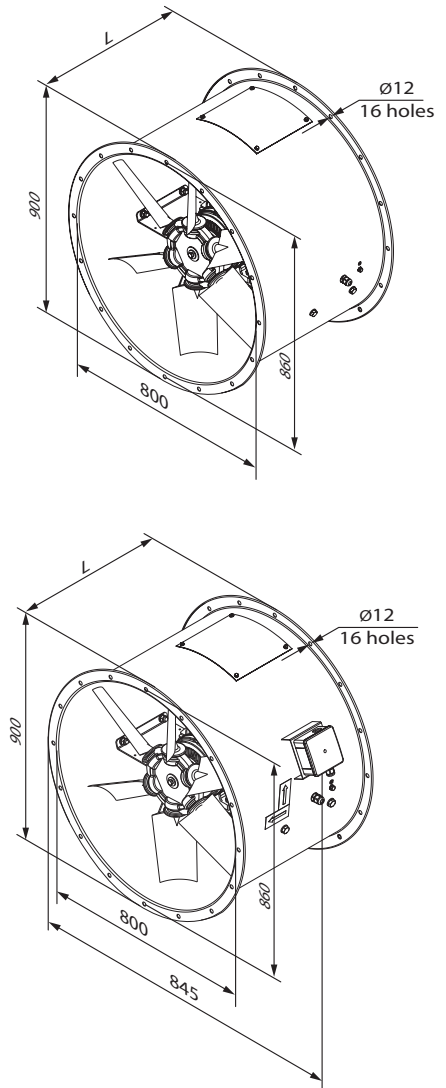
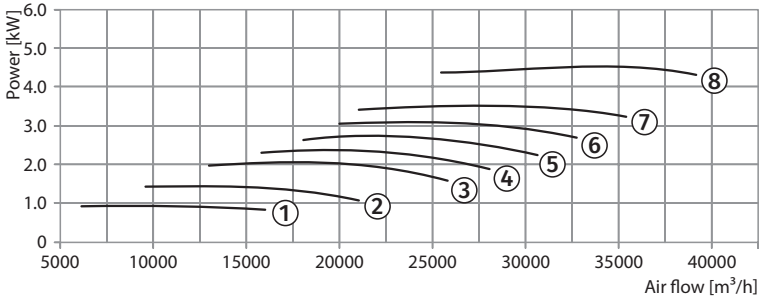
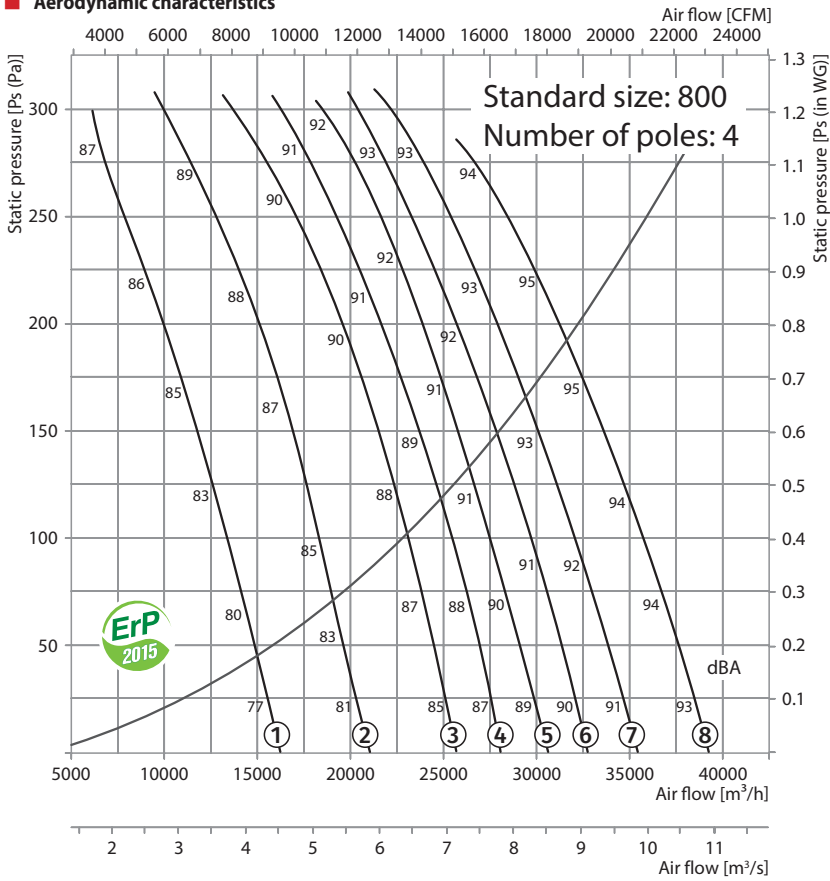


SM-VO mounting curb



VK-VO inlet cone

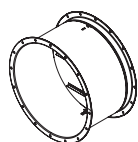
Aerodynamic characteristics



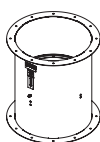
Technical data:

| Size | Number of poles | Voltage [V/50 Hz] | Fan model with aluminum blades impeller (AL) | Fans model with fiberglass reinforced polyamide blades impeller (PAG) | Installed motor power Ny [kW] | RPM [min ⁻¹] | Q-ty of blades | Blade setting angle [°] | Weight [kg] | Lenght L [mm] | Curve number on graph |
|------|-----------------|-------------------|--|---|-------------------------------|--------------------------|----------------|-------------------------|-------------|---------------|-----------------------|
| 800 | 4 | 3~400 | VPVO-800-4D/1,1-6/20/AL | VPVO-800-4D/1,1-6/20/PAG | 1.1 | 1440 | 6 | 20 | 115.6 | 450 | ① |
| | | | VPVO-800-4D/1,5-6/25/AL | VPVO-800-4D/1,5-6/25/PAG | 1.5 | 1440 | 6 | 25 | 118.6 | 450 | ② |
| | | | VPVO-800-4D/2,2-6/30/AL | VPVO-800-4D/2,2-6/30/PAG | 2.2 | 1440 | 6 | 30 | 120.7 | 450/550 | ③ |
| | | | VPVO-800-4D/3-6/32,5/AL | VPVO-800-4D/3-6/32,5/PAG | 3 | 1440 | 6 | 32.5 | 129.6 | 550 | ④ |
| | | | VPVO-800-4D/3-6/35/AL | VPVO-800-4D/3-6/35/PAG | 3 | 1440 | 6 | 35 | 129.6 | 550 | ⑤ |
| | | | VPVO-800-4D/4-6/37,5/AL | VPVO-800-4D/4-6/37,5/PAG | 4 | 1440 | 6 | 37.5 | 140.7 | 550 | ⑥ |
| | | | VPVO-800-4D/4-6/40/AL | VPVO-800-4D/4-6/40/PAG | 4 | 1440 | 6 | 40 | 140.7 | 550 | ⑦ |
| | | | VPVO-800-4D/5,5-6/45/AL | VPVO-800-4D/5,5-6/45/PAG | 5.5 | 1440 | 6 | 45 | 157.6 | 550 | ⑧ |

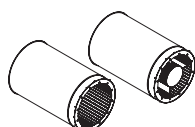
Accessories:



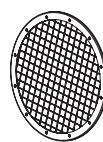
KOM-VO backdraft damper



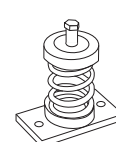
KOM1-VO backdraft damper



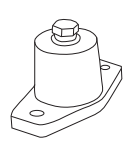
SR SRV silencer



SZ-VO protective mesh

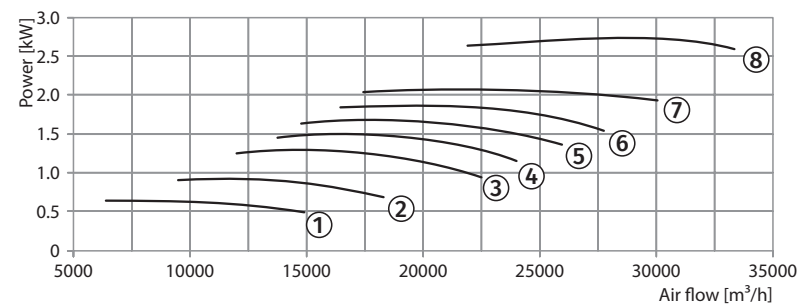
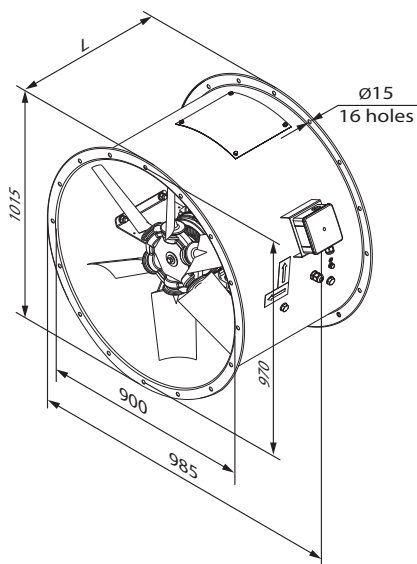
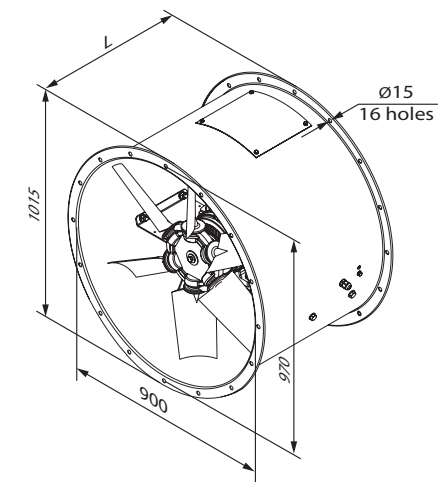
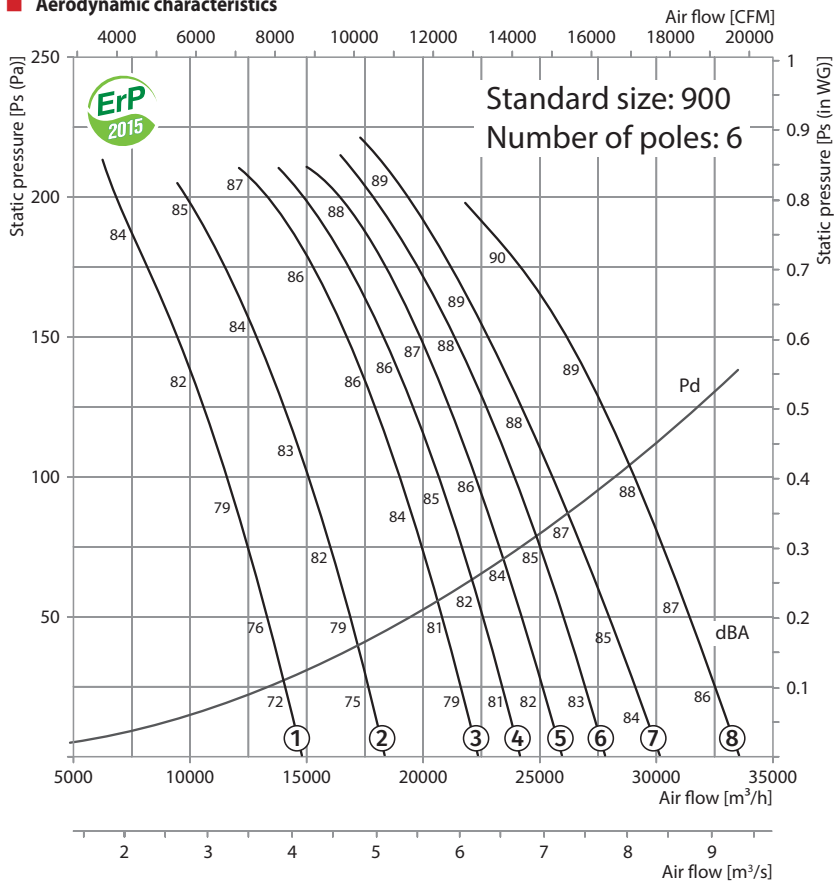


VVCp anti-vibration mount



VVCr anti-vibration mount

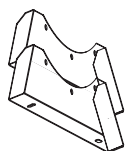
Aerodynamic characteristics



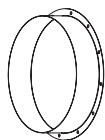
Technical data:

| Size | Number of poles | Voltage [V/50 Hz] | Fan model with aluminum blades impeller (AL) | Fans model with fiberglass reinforced polyamide blades impeller (PAG) | Installed motor power Ny [kW] | RPM [min ⁻¹] | Q-ty of blades | Blade setting angle [°] | Weight [kg] | Length L [mm] | Curve number on graph |
|------|-----------------|-------------------|--|---|-------------------------------|--------------------------|----------------|-------------------------|-------------|---------------|-----------------------|
| 900 | 6 | 3~400 | VPVO-900-6D/0,75-8/20/AL | VPVO-900-6D/0,75-8/20/PAG | 0.75 | 960 | 8 | 20 | 121.6 | 450 | ① |
| | | | VPVO-900-6D/1,1-8/25/AL | VPVO-900-6D/1,1-8/25/PAG | 1.1 | 960 | 8 | 25 | 121.7 | 450 | ② |
| | | | VPVO-900-6D/1,5-8/30/AL | VPVO-900-6D/1,5-8/30/PAG | 1.5 | 960 | 8 | 30 | 129.8 | 550 | ③ |
| | | | VPVO-900-6D/1,5-8/32,5/AL | VPVO-900-6D/1,5-8/32,5/PAG | 1.5 | 960 | 8 | 32.5 | 129.8 | 550 | ④ |
| | | | VPVO-900-6D/2,2-8/35/AL | VPVO-900-6D/2,2-8/35/PAG | 2.2 | 960 | 8 | 35 | 135.3 | 550 | ⑤ |
| | | | VPVO-900-6D/2,2-8/37,5/AL | VPVO-900-6D/2,2-8/37,5/PAG | 2.2 | 960 | 8 | 37.5 | 135.3 | 550 | ⑥ |
| | | | VPVO-900-6D/2,2-8/40/AL | VPVO-900-6D/2,2-8/40/PAG | 2.2 | 960 | 8 | 40 | 135.3 | 550 | ⑦ |
| | | | VPVO-900-6D/3-8/45/AL | VPVO-900-6D/3-8/45/PAG | 3 | 960 | 8 | 45 | 155.8 | 650 | ⑧ |

Accessories:



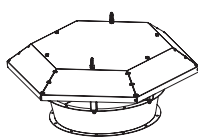
O-VO carrier



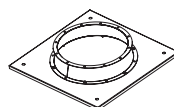
F-VO flange



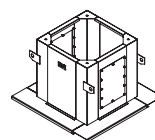
VVGf-VO flexible joint



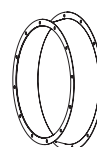
Z-VO hood



PK-VO roof adapter

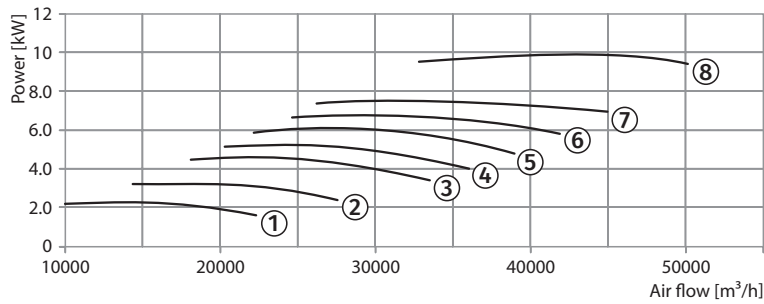
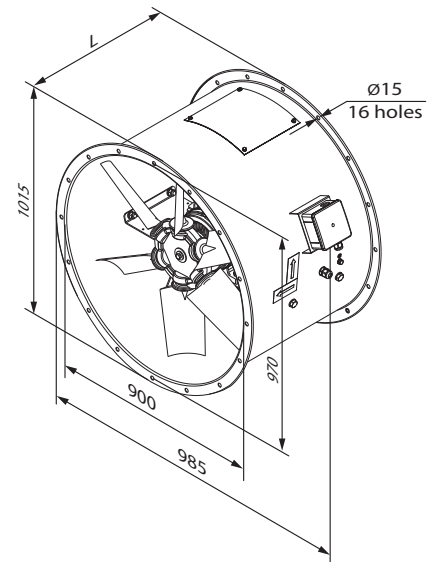
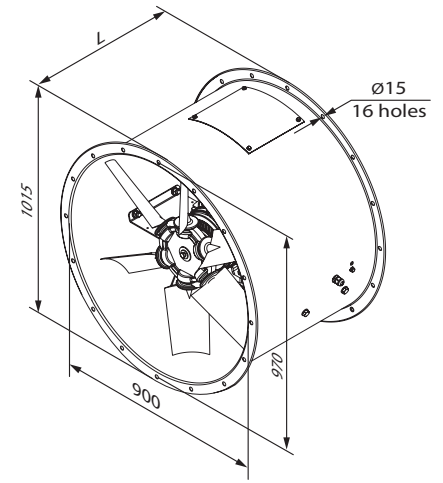
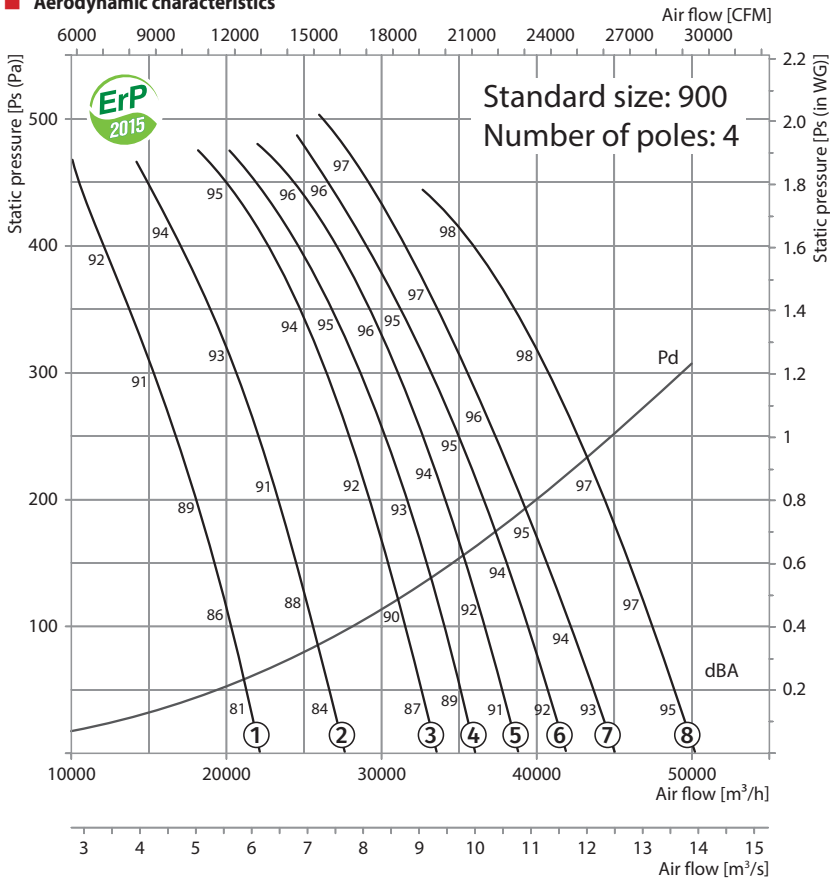


SM-VO mounting curb



VK-VO inlet cone

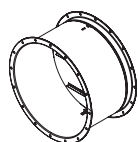
Aerodynamic characteristics



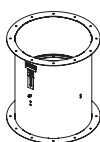
Technical data:

| Size | Number of poles | Voltage [V/50 Hz] | Fan model with aluminum blades impeller (AL) | Fans model with fiberglass reinforced polyamide blades impeller (PAG) | Installed motor power Ny [kW] | RPM [min ⁻¹] | Q-ty of blades | Blade setting angle [°] | Weight [kg] | Length L [mm] | Curve number on graph |
|------|-----------------|-------------------|--|---|-------------------------------|--------------------------|----------------|-------------------------|-------------|---------------|-----------------------|
| 900 | 4 | 3~400 | VPVO-900-4D/3-8/20/AL | VPVO-900-4D/3-8/20/PAG | 3 | 1440 | 8 | 20 | 134.8 | 550 | ① |
| | | | VPVO-900-4D/4-8/25/AL | VPVO-900-4D/4-8/25/PAG | 4 | 1440 | 8 | 25 | 145.9 | 550 | ② |
| | | | VPVO-900-4D/5-8/30/AL | VPVO-900-4D/5-8/30/PAG | 5.5 | 1440 | 8 | 30 | 162.8 | 550 | ③ |
| | | | VPVO-900-4D/5-8/32,5/AL | VPVO-900-4D/5-8/32,5/PAG | 5.5 | 1440 | 8 | 32.5 | 162.8 | 550 | ④ |
| | | | VPVO-900-4D/7,5-8/35/AL | VPVO-900-4D/7,5-8/35/PAG | 7.5 | 1440 | 8 | 35 | 165.3 | 650 | ⑤ |
| | | | VPVO-900-4D/7,5-8/37,5/AL | VPVO-900-4D/7,5-8/37,5/PAG | 7.5 | 1440 | 8 | 37.5 | 165.3 | 650 | ⑥ |
| | | | VPVO-900-4D/7,5-8/40/AL | VPVO-900-4D/7,5-8/40/PAG | 7.5 | 1440 | 8 | 40 | 165.3 | 650 | ⑦ |
| | | | VPVO-900-4D/11-8/45/AL | VPVO-900-4D/11-8/45/PAG | 11.0 | 1440 | 8 | 45 | 199.6 | 750 | ⑧ |

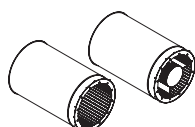
Accessories:



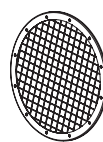
KOM-VO backdraft damper



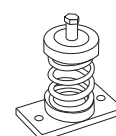
KOM1-VO backdraft damper



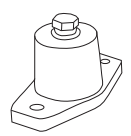
SR SRV silencer



SZ-VO protective mesh

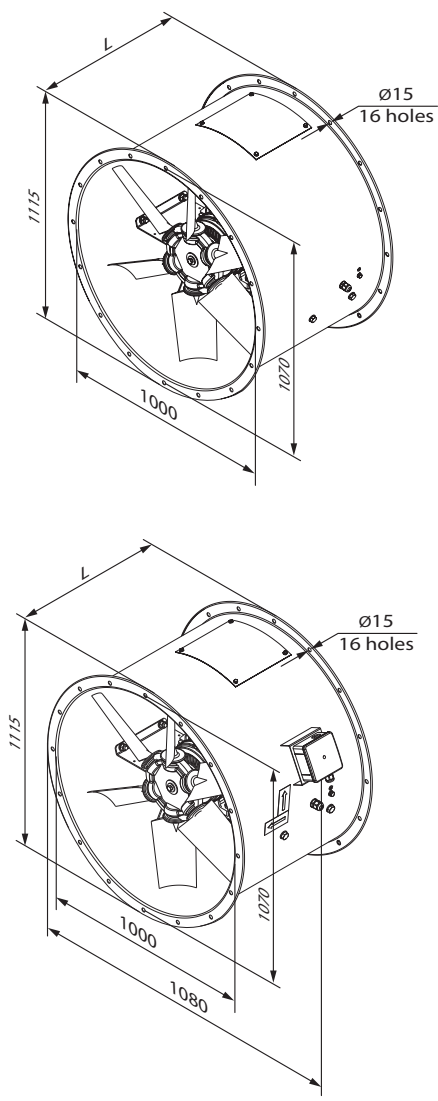
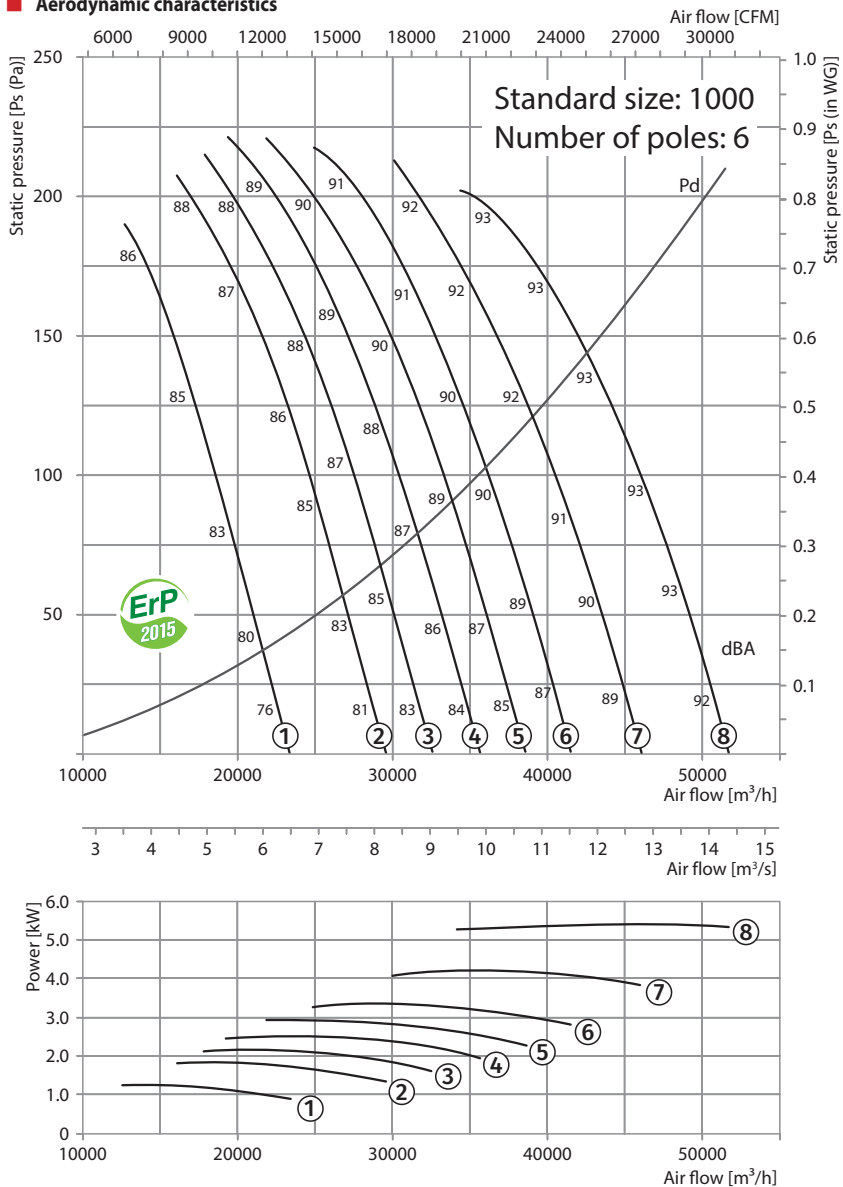


VVCp anti-vibration mount



VVCr anti-vibration mount

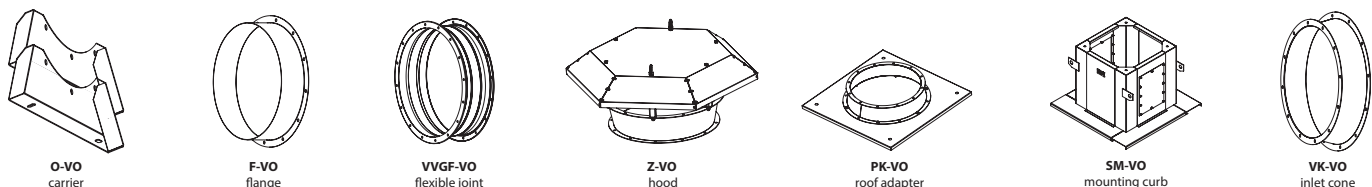
Aerodynamic characteristics



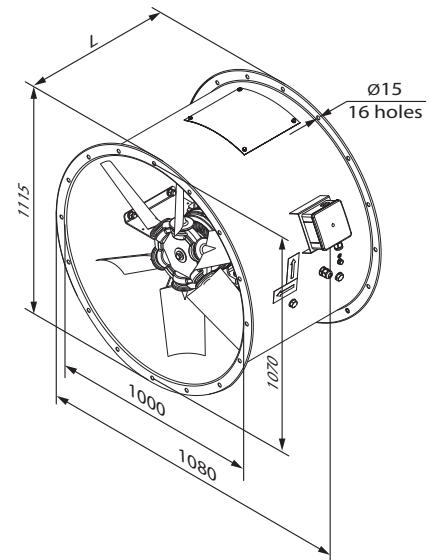
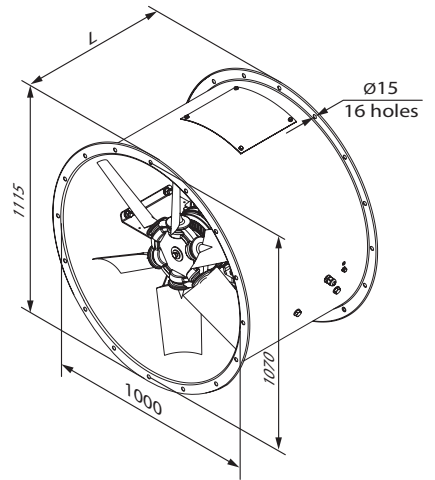
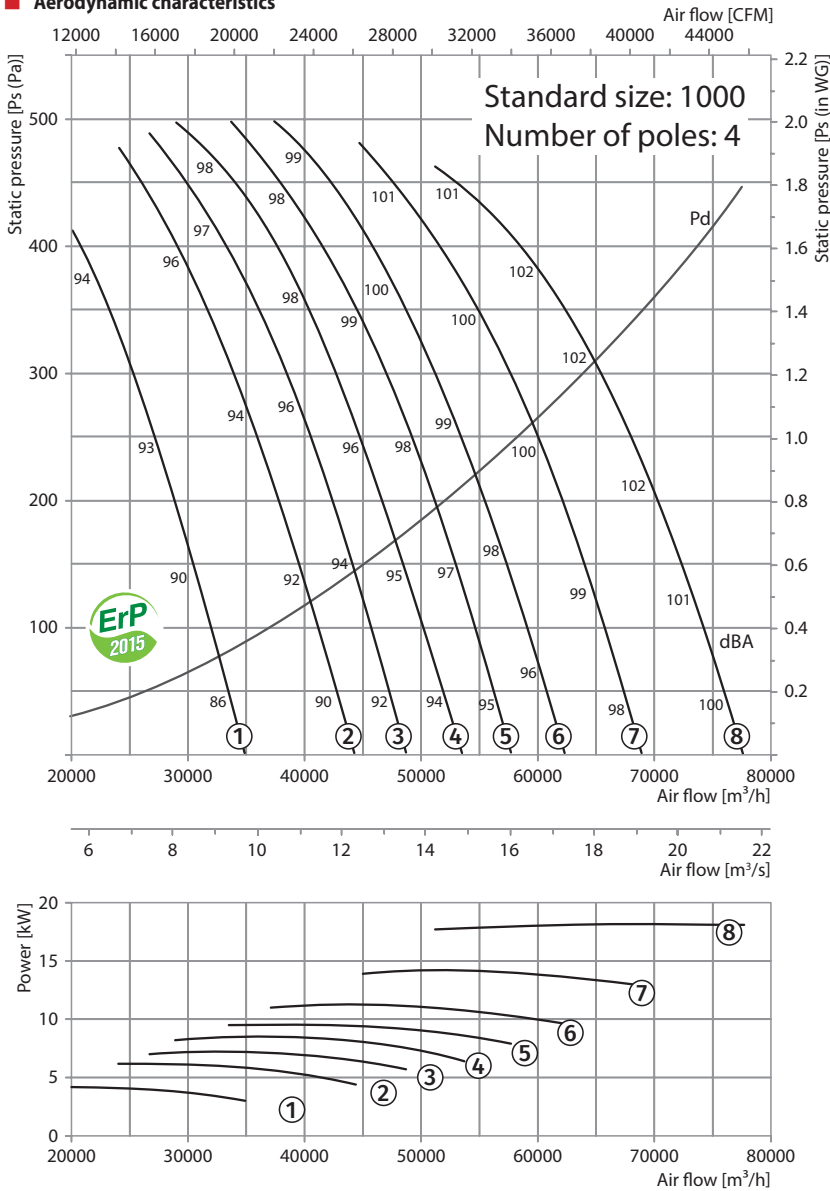
Technical data:

| Size | Number of poles | Voltage [V/50 Hz] | Fan model with aluminum blades impeller (AL) | Fans model with fiberglass reinforced polyamide blades impeller (PAG) | Installed motor power Ny [kW] | RPM [min ⁻¹] | Q-ty of blades | Blade setting angle [°] | Weight [kg] | Length L [mm] | Curve number on graph |
|------|-----------------|-------------------|--|---|-------------------------------|--------------------------|----------------|-------------------------|-------------|---------------|-----------------------|
| 1000 | 6 | 3~400 | VPVO-1000-6D/1,5-8/25/AL | VPVO-1000-6D/1,5-8/25/PAG | 1.5 | 960 | 8 | 25 | 167.5 | 550 | ① |
| | | | VPVO-1000-6D/2,2-8/30/AL | VPVO-1000-6D/2,2-8/30/PAG | 2.2 | 960 | 8 | 30 | 173 | 550 | ② |
| | | | VPVO-1000-6D/2,2-8/32,5/AL | VPVO-1000-6D/2,2-8/32,5/PAG | 2.2 | 960 | 8 | 32.5 | 173 | 550 | ③ |
| | | | VPVO-1000-6D/3-8/35/AL | VPVO-1000-6D/3-8/35/PAG | 3 | 960 | 8 | 35 | 193.5 | 650 | ④ |
| | | | VPVO-1000-6D/3-8/37,5/AL | VPVO-1000-6D/3-8/37,5/PAG | 3 | 960 | 8 | 37.5 | 193.5 | 650 | ⑤ |
| | | | VPVO-1000-6D/4-8/40/AL | VPVO-1000-6D/4-8/40/PAG | 4 | 960 | 8 | 40 | 203.5 | 650 | ⑥ |
| | | | VPVO-1000-6D/5,5-8/45/AL | VPVO-1000-6D/5,5-8/45/PAG | 5.5 | 960 | 8 | 45 | 207.5 | 650 | ⑦ |
| | | | VPVO-1000-6D/5,5-8/50/AL | VPVO-1000-6D/5,5-8/50/PAG | 5.5 | 960 | 8 | 50 | 207.5 | 650 | ⑧ |

Accessories:



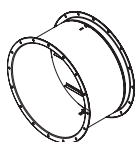
Aerodynamic characteristics



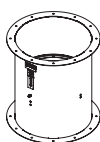
Technical data:

| Size | Number of poles | Voltage [V/50 Hz] | Fan model with aluminum blades impeller (AL) | Fans model with fiberglass reinforced polyamide blades impeller (PAG) | Installed motor power Ny [kW] | RPM [min ⁻¹] | Q-ty of blades | Blade setting angle [°] | Weight [kg] | Length L [mm] | Curve number on graph |
|------|-----------------|-------------------|--|---|-------------------------------|--------------------------|----------------|-------------------------|-------------|---------------|-----------------------|
| 1000 | 4 | 3~400 | VPVO-1000-4D/5,5-8/25/AL | VPVO-1000-4D/5,5-8/25/PAG | 5.5 | 1440 | 8 | 25 | 200.5 | 550 | ① |
| | | | VPVO-1000-4D/7,5-8/30/AL | VPVO-1000-4D/7,5-8/30/PAG | 7.5 | 1440 | 8 | 30 | 203 | 650 | ② |
| | | | VPVO-1000-4D/7,5-8/32,5/AL | VPVO-1000-4D/7,5-8/32,5/PAG | 7.5 | 1440 | 8 | 32.5 | 203 | 650 | ③ |
| | | | VPVO-1000-4D/9,2-8/35/AL | VPVO-1000-4D/9,2-8/35/PAG | 9.2 | 1440 | 8 | 35 | 233.5 | 650 | ④ |
| | | | VPVO-1000-4D/11-8/37,5/AL | VPVO-1000-4D/11-8/37,5/PAG | 11 | 1440 | 8 | 37.5 | 237.3 | 800 | ⑤ |
| | | | VPVO-1000-4D/11-8/40/AL | VPVO-1000-4D/11-8/40/PAG | 11 | 1440 | 8 | 40 | 237.3 | 800 | ⑥ |
| | | | VPVO-1000-4D/15-8/45/AL | VPVO-1000-4D/15-8/45/PAG | 15 | 1440 | 8 | 45 | 256.4 | 800 | ⑦ |
| | | | VPVO-1000-4D/18,5-8/50/AL | VPVO-1000-4D/18,5-8/50/PAG | 18.5 | 1440 | 8 | 50 | 301.9 | 900 | ⑧ |

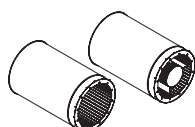
Accessories:



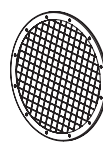
KOM-VO backdraft damper



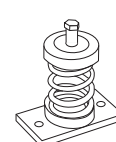
KOM1-VO backdraft damper



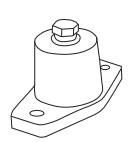
SR SRV silencer



SZ-VO protective mesh

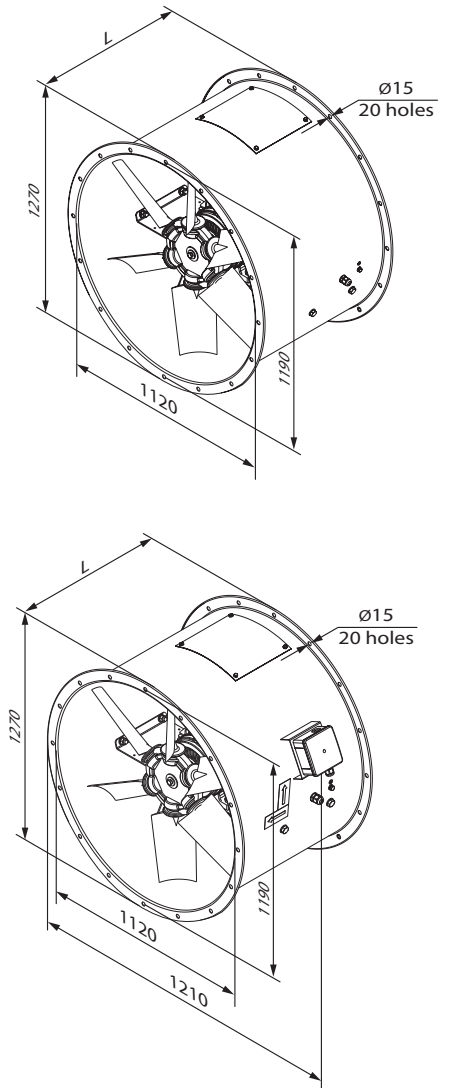
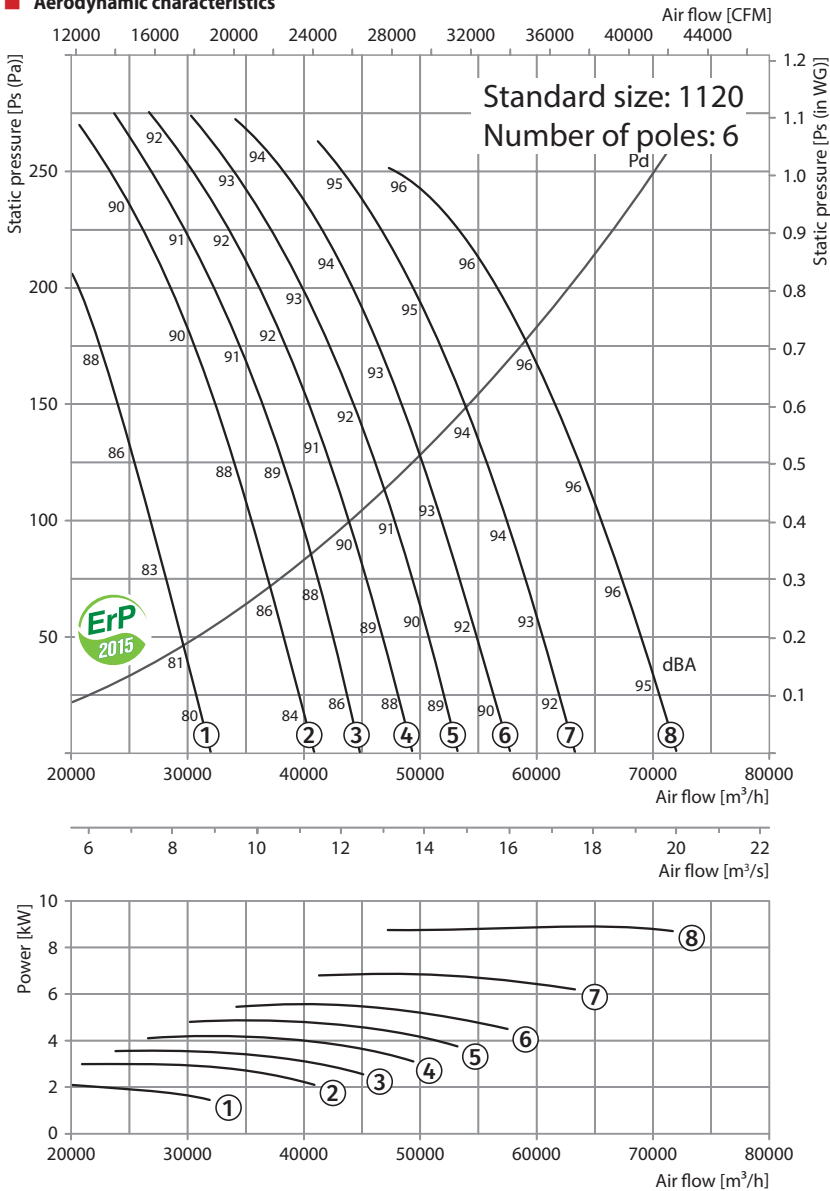


VVCp anti-vibration mount



VVCr anti-vibration mount

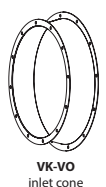
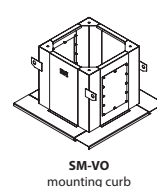
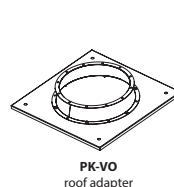
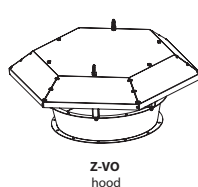
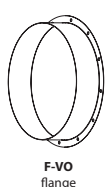
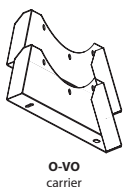
Aerodynamic characteristics



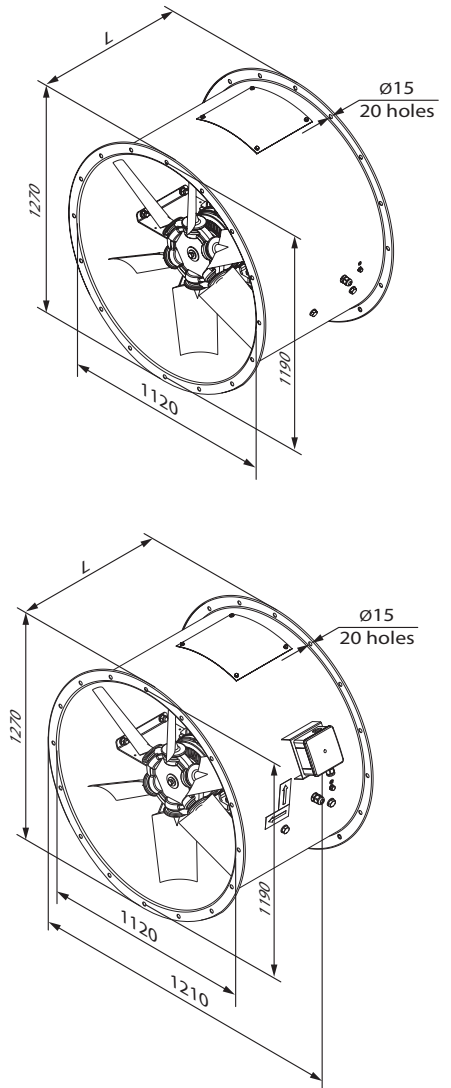
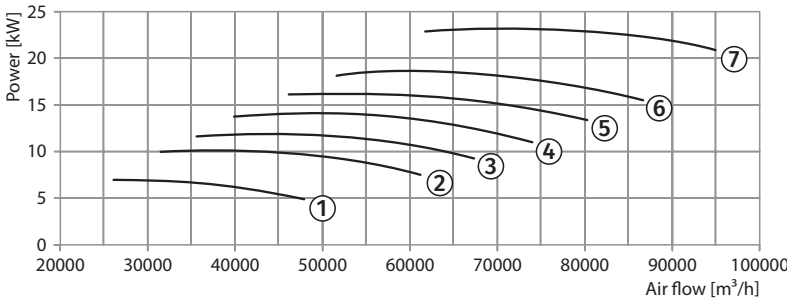
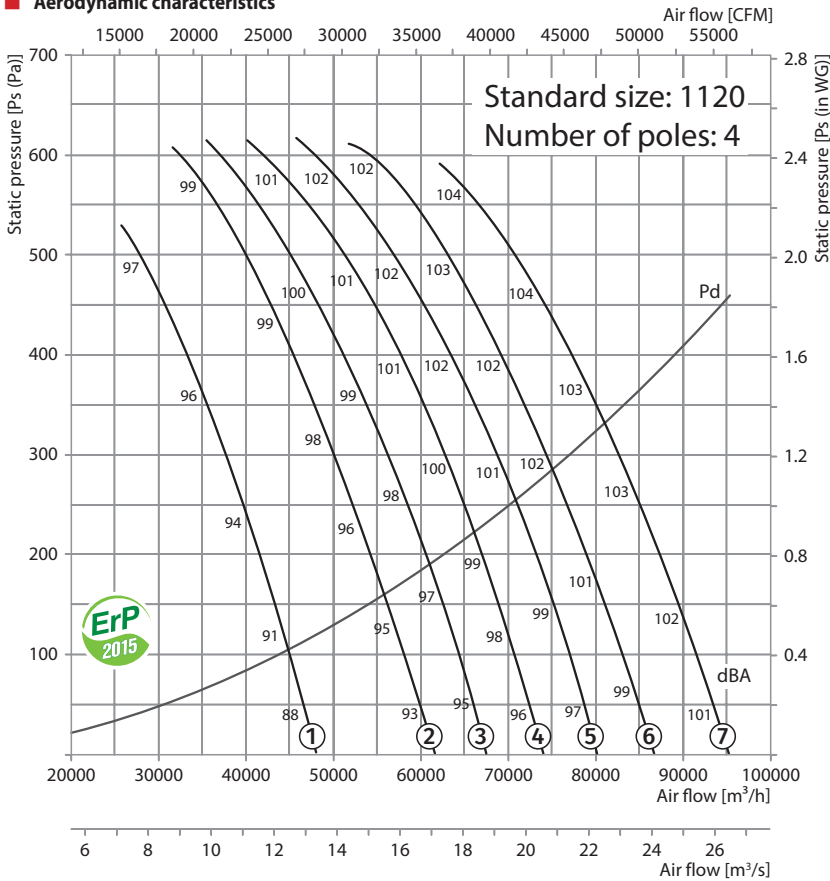
Technical data:

| Size | Number of poles | Voltage [V/50 Hz] | Fan model with aluminum blades impeller (AL) | Fans model with fiberglass reinforced polyamide blades impeller (PAG) | Installed motor power Ny [kW] | RPM [min ⁻¹] | Q-ty of blades | Blade setting angle [°] | Weight [kg] | Length L [mm] | Curve number on graph |
|------|-----------------|-------------------|--|---|-------------------------------|--------------------------|----------------|-------------------------|-------------|---------------|-----------------------|
| 1120 | 6 | 3~400 | VPVO-1120-6D/2,2-8/25/AL | VPVO-1120-6D/2,2-8/25/PAG | 2.2 | 960 | 8 | 25 | 192 | 550 | ① |
| | | | VPVO-1120-6D/3-8/30/AL | VPVO-1120-6D/3-8/30/PAG | 3 | 960 | 8 | 30 | 212.5 | 650 | ② |
| | | | VPVO-1120-6D/4-8/32,5/AL | VPVO-1120-6D/4-8/32,5/PAG | 4 | 960 | 8 | 32.5 | 222.5 | 650 | ③ |
| | | | VPVO-1120-6D/4-8/35/AL | VPVO-1120-6D/4-8/35/PAG | 4 | 960 | 8 | 35 | 222.5 | 650 | ④ |
| | | | VPVO-1120-6D/5,5-8/37,5/AL | VPVO-1120-6D/5,5-8/37,5/PAG | 5.5 | 960 | 8 | 37.5 | 226.5 | 650 | ⑤ |
| | | | VPVO-1120-6D/5,5-8/40/AL | VPVO-1120-6D/5,5-8/40/PAG | 5.5 | 960 | 8 | 40 | 226.5 | 650 | ⑥ |
| | | | VPVO-1120-6D/7,5-8/45/AL | VPVO-1120-6D/7,5-8/45/PAG | 7.5 | 960 | 8 | 45 | 254.8 | 800 | ⑦ |
| | | | VPVO-1120-6D/9,2-8/50/AL | VPVO-1120-6D/9,2-8/50/PAG | 9.2 | 960 | 8 | 50 | 272.5 | 800 | ⑧ |

Accessories:



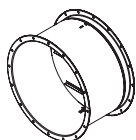
Aerodynamic characteristics



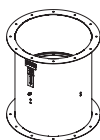
Technical data:

| Size | Number of poles | Voltage [V/50 Hz] | Fan model with aluminum blades impeller (AL) | Fans model with fiberglass reinforced polyamide blades impeller (PAG) | Installed motor power Ny [kW] | RPM [min ⁻¹] | Q-ty of blades | Blade setting angle [°] | Weight [kg] | Lenght L [mm] | Curve number on graph |
|------|-----------------|-------------------|--|---|-------------------------------|--------------------------|----------------|-------------------------|-------------|---------------|-----------------------|
| 1120 | 4 | 3~400 | VPVO-1120-4D/7,5-8/25/AL | VPVO-1120-4D/7,5-8/25/PAG | 7.5 | 1440 | 8 | 25 | 222 | 650 | ① |
| | | | VPVO-1120-4D/11-8/30/AL | VPVO-1120-4D/11-8/30/PAG | 11 | 1440 | 8 | 30 | 256.3 | 800 | ② |
| | | | VPVO-1120-4D/11-8/32,5/AL | VPVO-1120-4D/11-8/32,5/PAG | 11 | 1440 | 8 | 32.5 | 256.3 | 800 | ③ |
| | | | VPVO-1120-4D/15-8/35/AL | VPVO-1120-4D/15-8/35/PAG | 15 | 1440 | 8 | 35 | 275.4 | 800 | ④ |
| | | | VPVO-1120-4D/18,5-8/37,5/AL | VPVO-1120-4D/18,5-8/37,5/PAG | 18.5 | 1440 | 8 | 37.5 | 320.9 | 900 | ⑤ |
| | | | VPVO-1120-4D/18,5-8/40/AL | VPVO-1120-4D/18,5-8/40/PAG | 18.5 | 1440 | 8 | 40 | 320.9 | 900 | ⑥ |
| | | | VPVO-1120-4D/22-8/45/AL | VPVO-1120-4D/22-8/45/PAG | 22 | 1440 | 8 | 45 | 334.2 | 900 | ⑦ |

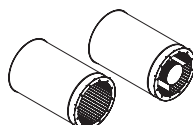
Accessories:



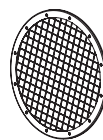
KOM-VO backdraft damper



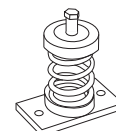
KOM1-VO backdraft damper



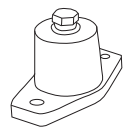
SR silencer SRV



SZ-VO protective mesh

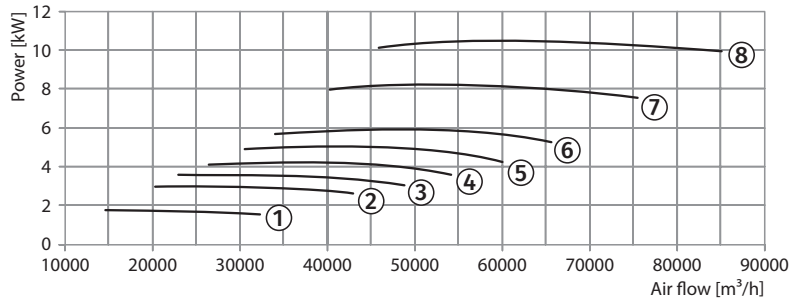
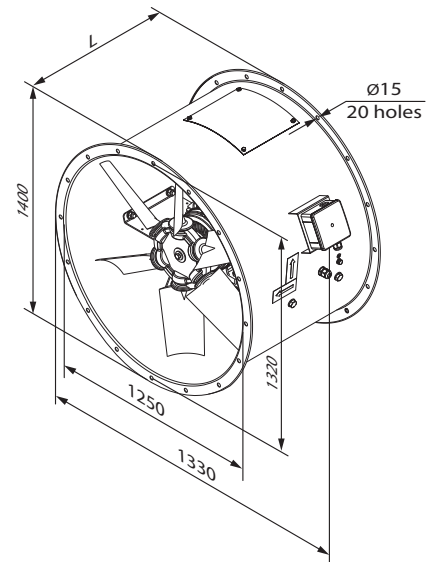
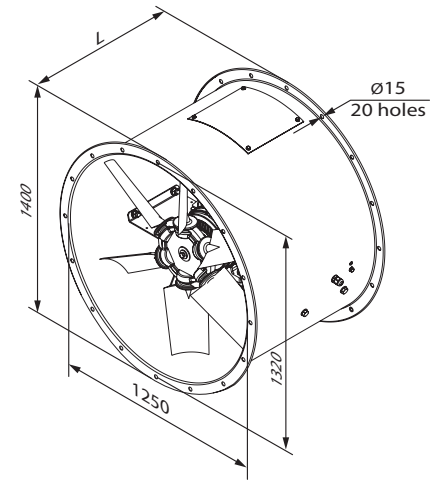
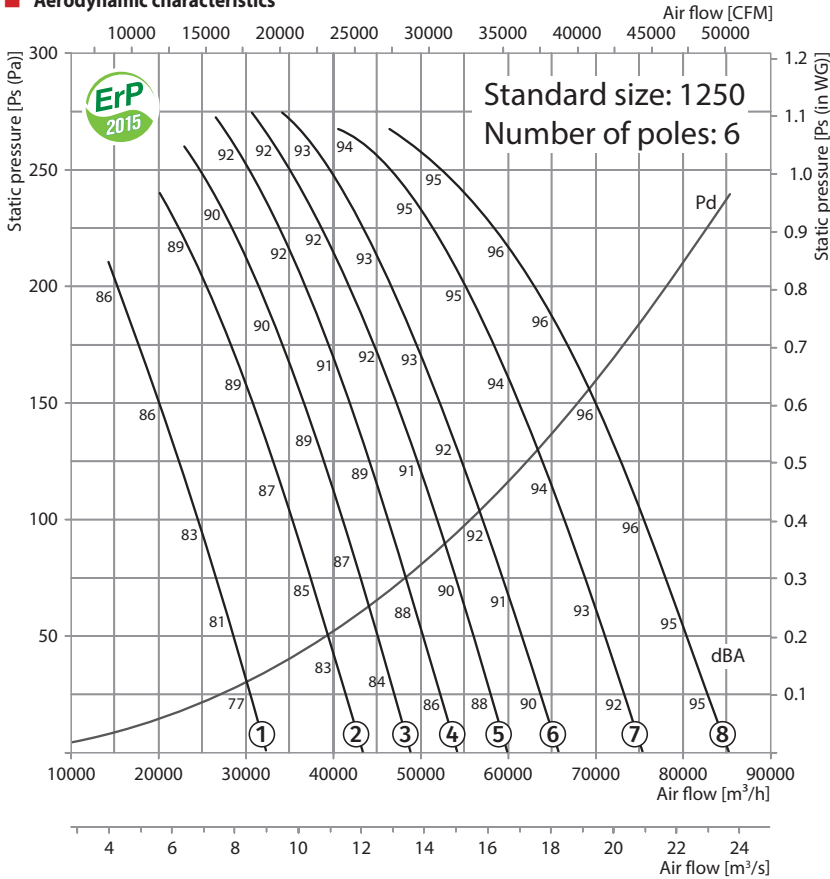


VVCp anti-vibration mount



VVCr anti-vibration mount

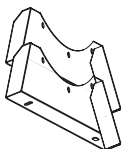
Aerodynamic characteristics



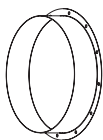
Technical data:

| Size | Number of poles | Voltage [V/50 Hz] | Fan model with aluminum blades impeller (AL) | Fans model with fiberglass reinforced polyamide blades impeller (PAG) | Installed motor power Ny [kW] | RPM [min ⁻¹] | Q-ty of blades | Blade setting angle [°] | Weight [kg] | Length L [mm] | Curve number on graph |
|------|-----------------|-------------------|--|---|-------------------------------|--------------------------|----------------|-------------------------|-------------|---------------|-----------------------|
| 1250 | 6 | 3~400 | VPVO-1250-6D/2,2-8/25/AL | VPVO-1250-6D/2,2-8/25/PAG | 2.2 | 960 | 8 | 25 | 211 | 550 | ① |
| | | | VPVO-1250-6D/3-8/30/AL | VPVO-1250-6D/3-8/30/PAG | 3 | 960 | 8 | 30 | 231.5 | 650 | ② |
| | | | VPVO-1250-6D/4-8/32,5/AL | VPVO-1250-6D/4-8/32,5/PAG | 4 | 960 | 8 | 32.5 | 241.5 | 650 | ③ |
| | | | VPVO-1250-6D/5,5-8/35/AL | VPVO-1250-6D/5,5-8/35/PAG | 5.5 | 960 | 8 | 35 | 245.5 | 650 | ④ |
| | | | VPVO-1250-6D/5,5-8/37,5/AL | VPVO-1250-6D/5,5-8/37,5/PAG | 5.5 | 960 | 8 | 37.5 | 245.5 | 650 | ⑤ |
| | | | VPVO-1250-6D/7,5-8/40/AL | VPVO-1250-6D/7,5-8/40/PAG | 7.5 | 960 | 8 | 40 | 273.8 | 800 | ⑥ |
| | | | VPVO-1250-6D/9,2-8/45/AL | VPVO-1250-6D/9,2-8/45/PAG | 9.2 | 960 | 8 | 45 | 291.5 | 800 | ⑦ |
| | | | VPVO-1250-6D/11-8/50/AL | VPVO-1250-6D/11-8/50/PAG | 11 | 960 | 8 | 50 | 299.3 | 800 | ⑧ |

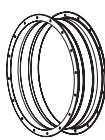
Accessories:



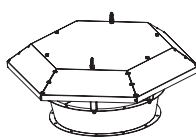
O-VO carrier



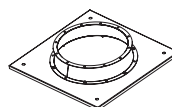
F-VO flange



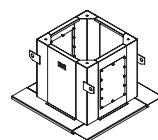
VVGf-VO flexible joint



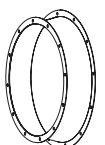
Z-VO hood



PK-VO roof adapter

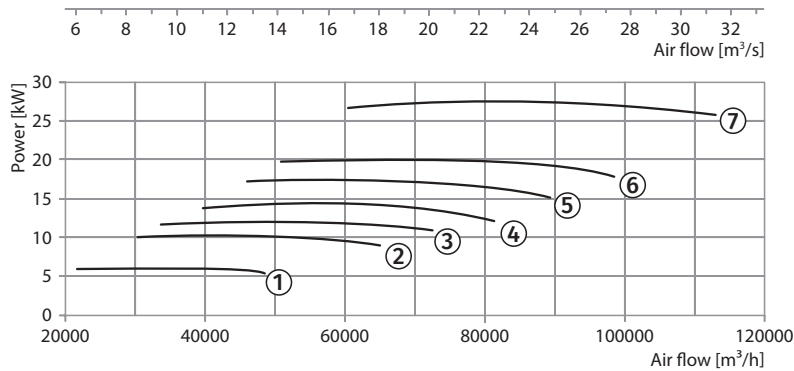
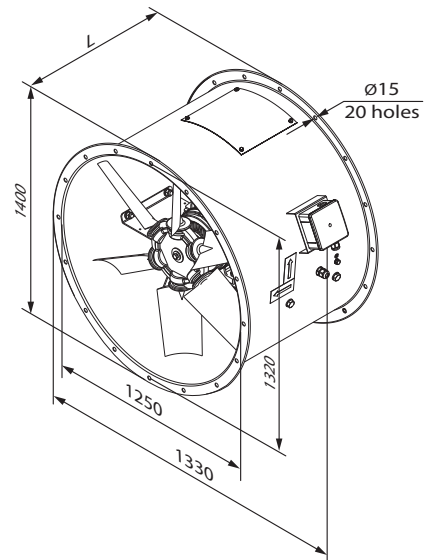
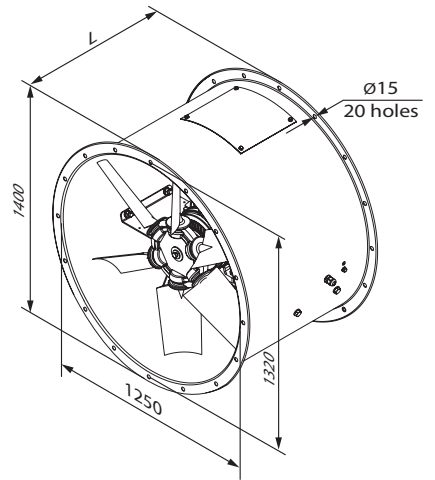
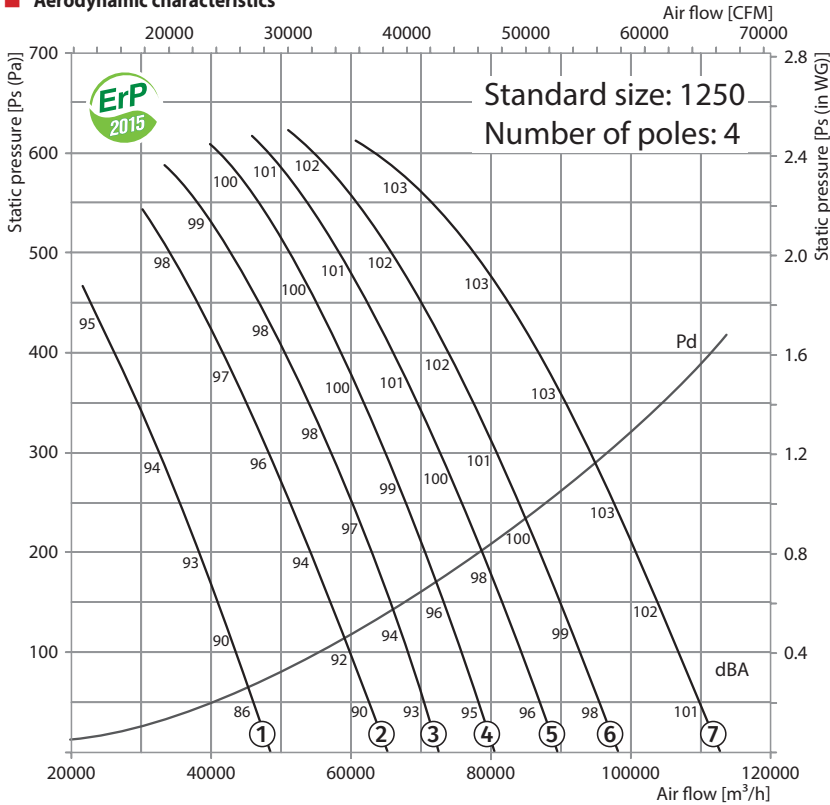


SM-VO mounting curb



VK-VO inlet cone

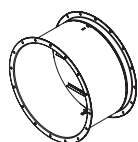
Aerodynamic characteristics



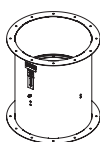
Technical data:

| Size | Number of poles | Voltage [V/50 Hz] | Fan model with aluminum blades impeller (AL) | Fans model with fiberglass reinforced polyamide blades impeller (PAG) | Installed motor power Ny [kW] | RPM [min ⁻¹] | Q-ty of blades | Blade setting angle [°] | Weight [kg] | Length L [mm] | Curve number on graph |
|------|-----------------|-------------------|--|---|-------------------------------|--------------------------|----------------|-------------------------|-------------|---------------|-----------------------|
| 1250 | 4 | 3~400 | VPVO-1250-4D/7,5-8/25/AL | VPVO-1250-4D/7,5-8/25/PAG | 7.5 | 1440 | 8 | 25 | 241 | 650 | ① |
| | | | VPVO-1250-4D/11-8/30/AL | VPVO-1250-4D/11-8/30/PAG | 11 | 1440 | 8 | 30 | 275.3 | 800 | ② |
| | | | VPVO-1250-4D/15-8/32,5/AL | VPVO-1250-4D/15-8/32,5/PAG | 15 | 1440 | 8 | 32.5 | 294.4 | 800 | ③ |
| | | | VPVO-1250-4D/15-8/35/AL | VPVO-1250-4D/15-8/35/PAG | 15 | 1440 | 8 | 35 | 294.4 | 800 | ④ |
| | | | VPVO-1250-4D/18,5-8/37,5/AL | VPVO-1250-4D/18,5-8/37,5/PAG | 18.5 | 1440 | 8 | 37.5 | 339.9 | 900 | ⑤ |
| | | | VPVO-1250-4D/22-8/40/AL | VPVO-1250-4D/22-8/40/PAG | 22 | 1440 | 8 | 40 | 353.2 | 900 | ⑥ |
| | | | VPVO-1250-4D/30-8/45/AL | VPVO-1250-4D/30-8/45/PAG | 30 | 1440 | 8 | 45 | 416.2 | 900 | ⑦ |

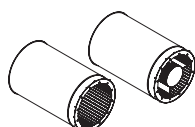
Accessories:



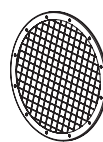
KOM-VO backdraft damper



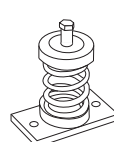
KOM1-VO backdraft damper



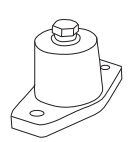
SR SRV silencer



SZ-VO protective mesh



VVCp anti-vibration mount



VVCr anti-vibration mount

VENTS VDO series



Axial smoke extraction fans with air capacity up to 108.000 m³/h and fire resistance rating:

- 200°C/2 hours;
- 300°C/2 hours;
- 400°C/2 hours.

■ Purpose

The fans are used for extraction of smoke in case of fire and removal of hot air outside. The fans are also used for general ventilation systems.

■ Operation

The fans are rated for permanent operation at ambient air temperatures from -60 °C up to +50 °C (depends on climatic category, see the Designation key). The fans are able to operate 2 hours at the temperatures +200 °C, +300 °C and +400 °C.

■ Design

The fan consists of the casing, impeller and motor. The metal casing with rolled flanges helps achieve outstanding rigidity and minimum clearances between the casing and the blades. There is an inspection hatch in the casing for easy maintenance. All the casing components are powder coated for improved protection against the environmental effects. The weight of the fans may differ from the one stated in the catalogue and depends on the components used (motor, terminal box, etc.).

■ Motor

The fans are equipped with three-phase (400 V/50 Hz) motors. Depending on the model, the fans have single- or double-speed modifications.

- The single-speed models are equipped with 2-, 4- or 6-pole motors.
- The double-speed models are equipped with 2/4- or 4/8-pole motors.

■ Impeller

Depending on the size and the required air capacity the fans are equipped with impellers with 6 or 8 blades angled from 20° to 50° with from 2.5 up to 5° stepping to ensure precise matching of fans with the operating point. The specially designed impeller blades ensure high efficiency of the fan while keeping noise well under control. The impellers are dynamically balanced. Low weight and low moment of the impeller inertia help reduce the fan start-up time. The fan blades are made of cast aluminium.

■ Mounting

The fans can be mounted on any flat surface or directly into a ventilation duct. The units are suitable for both horizontal and vertical configurations. Installation in the air duct requires flanges to attach the fan to the ductwork. To attach the fan to the floor, a wall or the ceiling use the O-VO carriers (not included as standard, should be purchased separately). The fans are suitable for installation on rooftops.

■ Designation key

VDO: AXIAL SMOKE EXTRACTION FAN

Standard size (dict diameter) [mm]

Modification: _: standard casing; **K:** shortened casing

Number of the motor poles

Motor phase: **E:** single-phase; **D:** three-phase

Motor power [kW]

Number of the impeller blades [items]

Blade setting angle [°]

Blade material

AL: aluminium

Climatic category:

U: moderate climate (-40...+40 °C)

HL: cold climate (-60...+40 °C)

UHL: moderate and cold climate (-60...+40 °C)

T: tropical climate (-10...+50 °C)

M: maritime moderately cold climate (-40...+40 °C)

O: general climatic modification (except maritime climate) (-60...+50 °C)

OM: general maritime climatic modification (-40...+40 °C)

V: universal climatic modification (-60...+50 °C)

Placement category:

1: outdoors

2: under a shed or indoors with the same conditions as outdoors except solar radiation and precipitation

3: in closed rooms without artificial climate control

4: in closed rooms with artificial climate control (ventilation, heating)

5: in rooms with high levels of humidity, without artificial climate control

Fire resistance rating:

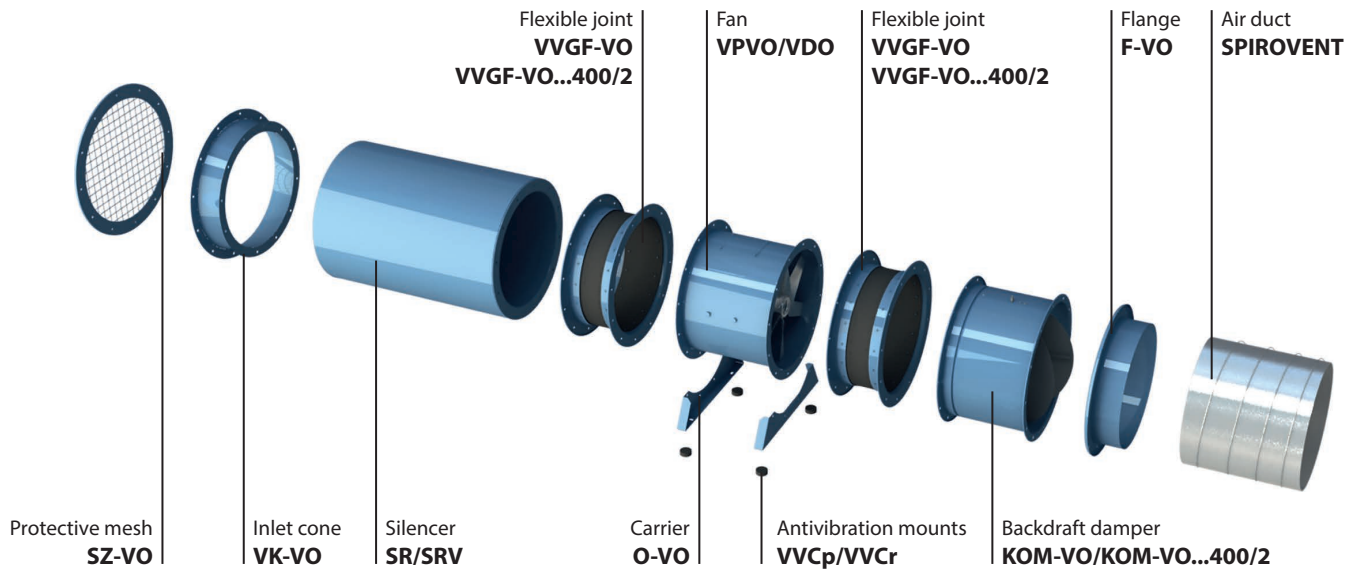
200/2 – 200 °C, 2 hours

300/2 – 300 °C, 2 hours

400/2 – 400 °C, 2 hours

Casing Motor Impeller Modification
VDO-630K-2D/5.5-8/35/AL-U1-300/2


■ Complete solutions for axial fans




■ Installation example of axial fans on rooftop

Air pressurisation system

Smoke extraction system





Rooftop hood **Z-VO**




Backdraft damper **KOM1-VO**

Backdraft damper **KOM-VO...400/2**





Axial fan **VPVO**


Axial smoke extraction fan **VDO**



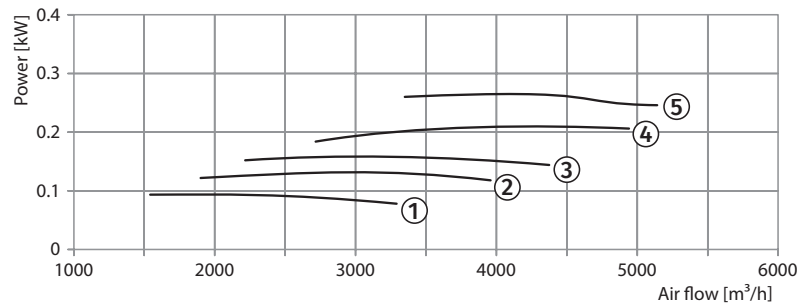
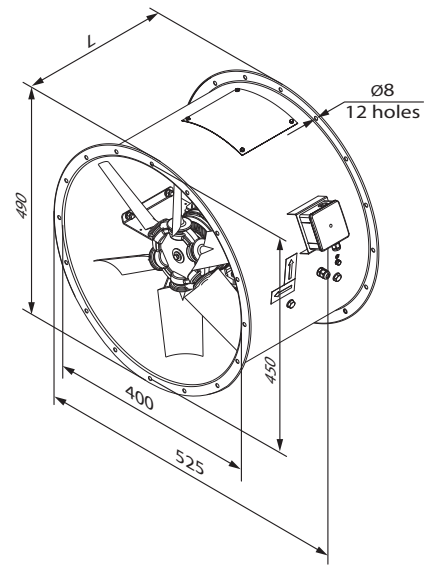
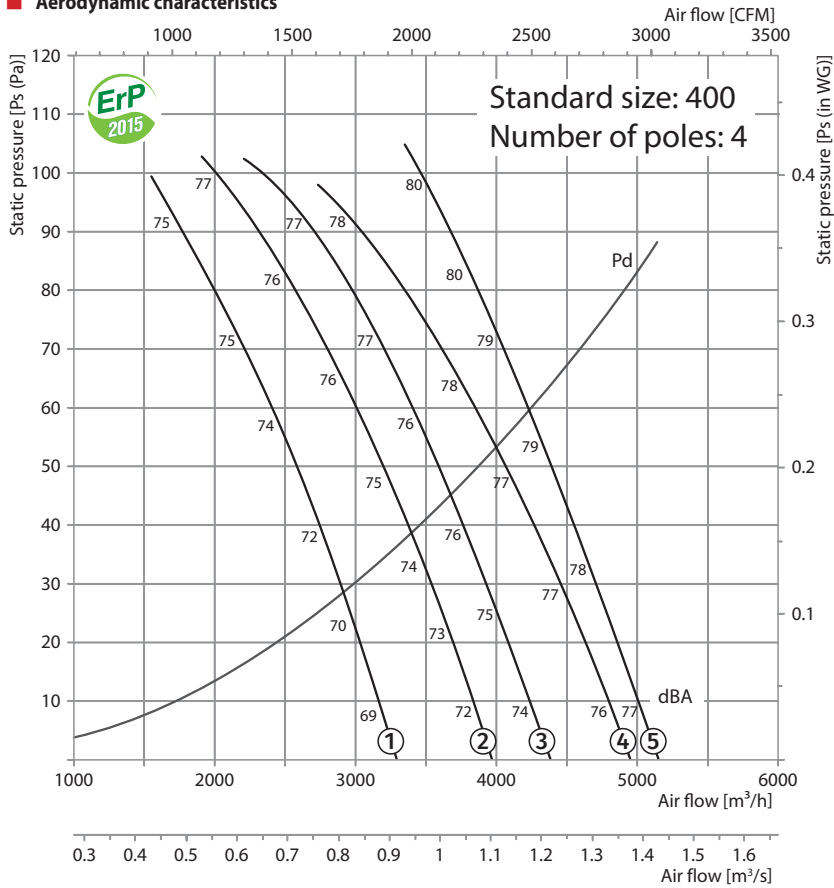
Roof adapter **PK-VO**



Mounting curb **SM-VO**



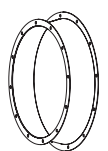
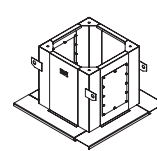
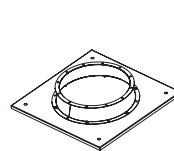
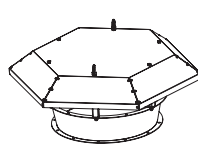
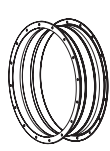
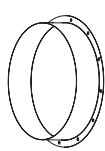
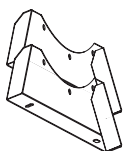
Aerodynamic characteristics



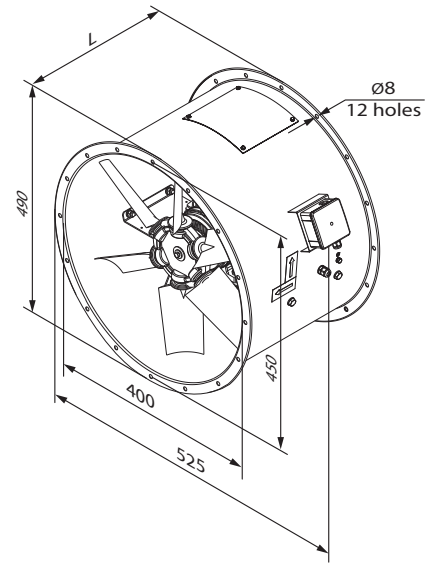
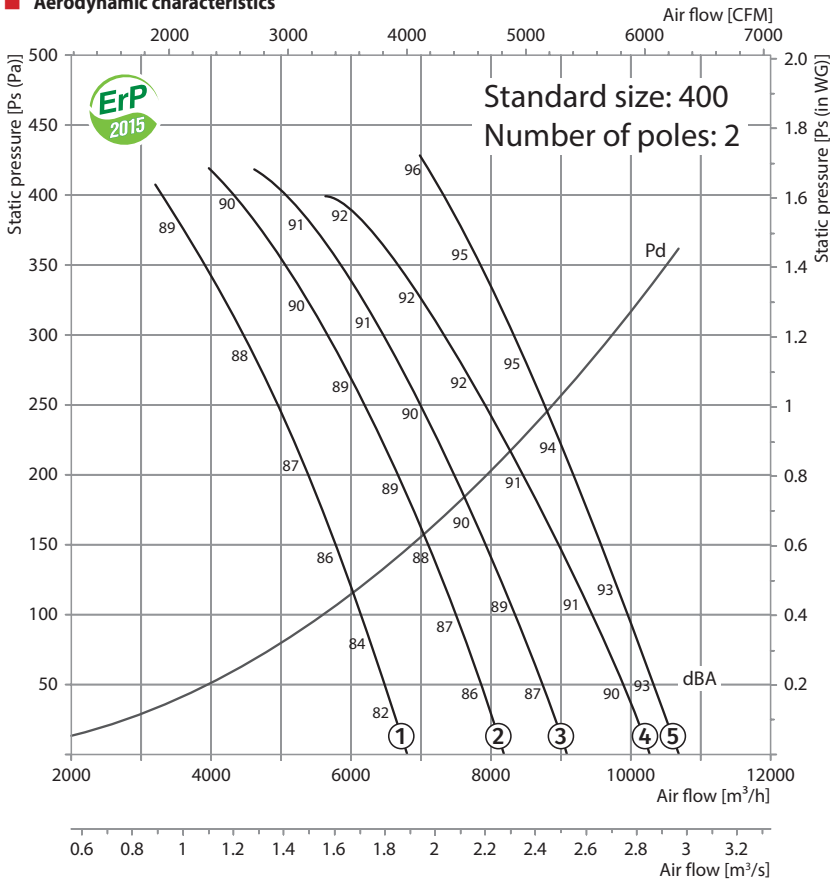
Technical data:

| Size | Number of poles | Voltage [V/50 Hz] | Model | Installed motor power Ny [kW] | RPM [min ⁻¹] | Q-ty of blades | Blade setting angle [°] | Weight [kg] | Lenght L [mm] | Curve number on graph |
|------|-----------------|-------------------|-------------------------|-------------------------------|--------------------------|----------------|-------------------------|-------------|---------------|-----------------------|
| 400 | 4 | 3~400 | VDO-400-4D/0,55-6/30/AL | 0.55 | 1440 | 6 | 30 | 26.5 | 400 | ① |
| | | | VDO-400-4D/0,55-6/35/AL | 0.55 | 1440 | 6 | 35 | 26.5 | 400 | ② |
| | | | VDO-400-4D/0,55-6/40/AL | 0.55 | 1440 | 6 | 40 | 26.5 | 400 | ③ |
| | | | VDO-400-4D/0,55-6/45/AL | 0.55 | 1440 | 6 | 45 | 26.5 | 400 | ④ |
| | | | VDO-400-4D/0,55-8/45/AL | 0.55 | 1440 | 8 | 45 | 27 | 400 | ⑤ |

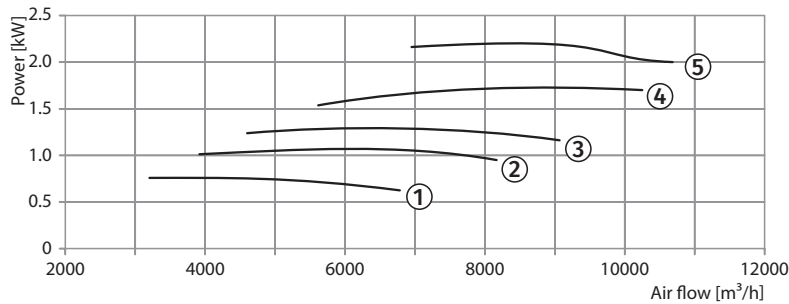
Accessories:



Aerodynamic characteristics



VDO-400-2

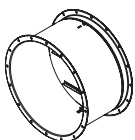


Technical data:

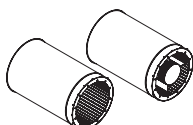
| Size | Number of poles | Voltage [V/50 Hz] | Model | Installed motor power Ny [kW] | RPM [min ⁻¹] | Q-ty of blades | Blade setting angle [°] | Weight [kg] | Lenght L [mm] | Curve number on graph |
|------|-----------------|-------------------|-------------------------------|-------------------------------|--------------------------|----------------|-------------------------|-------------|---------------|-----------------------|
| 400 | 2 | 3~400 | VDO-400-2D/0,75-6/30/AL | 0.75 | 2880 | 6 | 30 | 26.5 | 400 | ① |
| | | | VDO-400-2D/1,1-6/35/AL | 1.1 | 2880 | 6 | 35 | 27.5 | 400 | ② |
| | | | VDO-400-2D/1,5-6/40/AL | 1.5 | 2880 | 6 | 40 | 32.5 | 400 | ③ |
| | | | VDO-400-2D/2,2-6/45/AL | 2.2 | 2880 | 6 | 45 | 34.5 | 400 | ④ |
| | | | VDO-400-2D/2,2-8/45/AL | 2.2 | 2880 | 8 | 45 | 35 | 400 | ⑤ |
| 400 | 2/4 | 3~400 | VDO-400-2/4D/0,8/0,2-6/30/AL | 0.8/0.2 | 2880/1440 | 6 | 30 | 26.5 | 400 | ①* |
| | | | VDO-400-2/4D/1,1/0,25-6/35/AL | 1.1/0.25 | 2880/1440 | 6 | 35 | 27.5 | 400 | ②* |
| | | | VDO-400-2/4D/1,5/0,37-6/40/AL | 1.5/0.37 | 2880/1440 | 6 | 40 | 32.5 | 400 | ③* |
| | | | VDO-400-2/4D/2,2/0,5-6/45/AL | 2.2/0.5 | 2880/1440 | 6 | 45 | 34.5 | 400 | ④* |
| | | | VDO-400-2/4D/2,2/0,5-8/45/AL | 2.2/0.5 | 2880/1440 | 8 | 45 | 35 | 400 | ⑤* |

* maximum speed graph

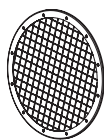
Accessories:



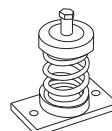
KOM-VO...400/2
backdraft damper



SR
silencer
SRV

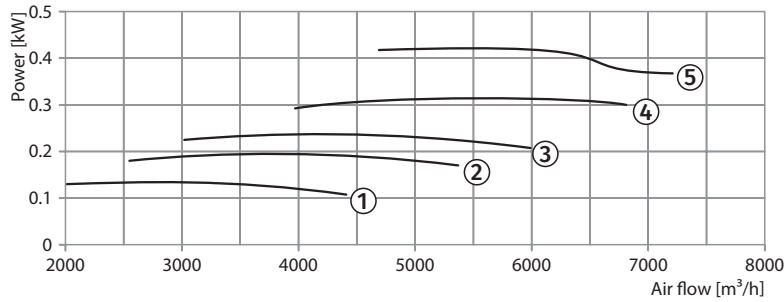
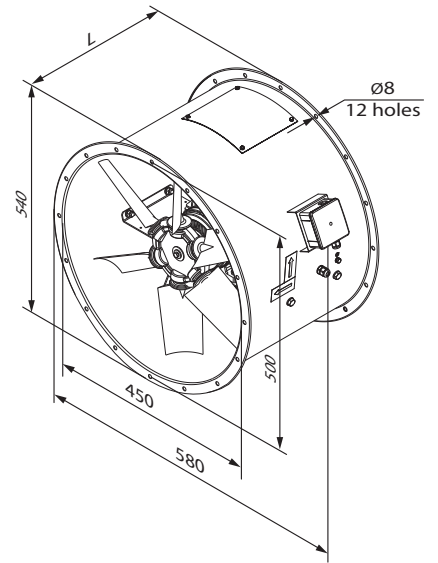
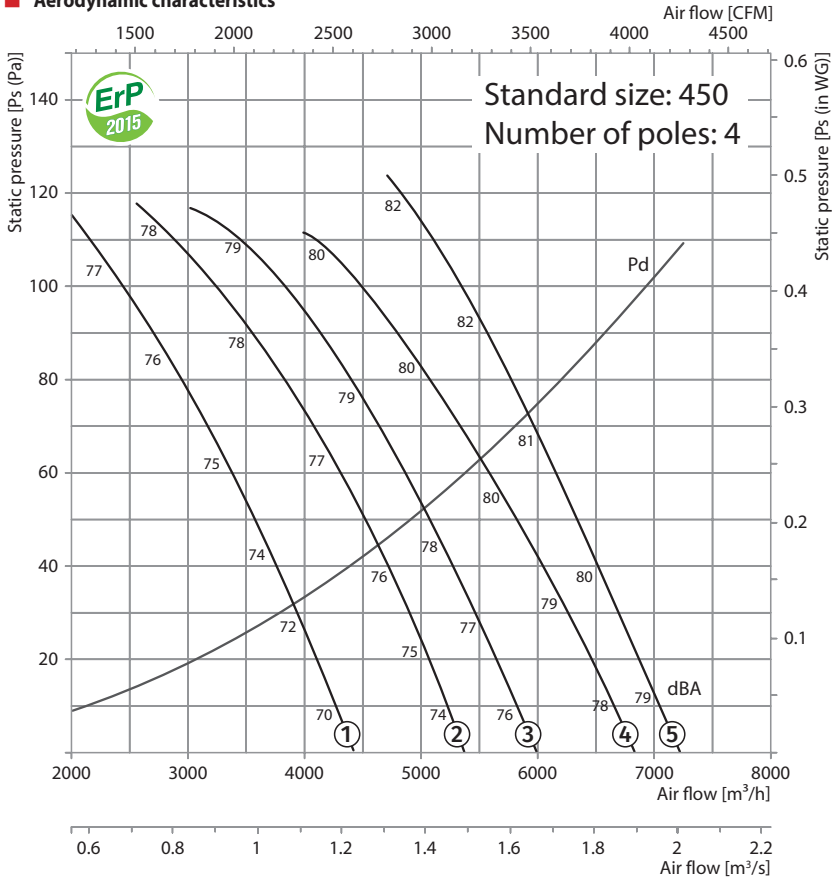


SZ-VO
protective mesh



VVCp
anti-vibration mount

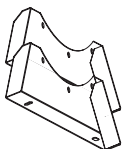
Aerodynamic characteristics



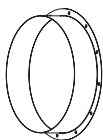
Technical data:

| Size | Number of poles | Voltage [V/50 Hz] | Model | Installed motor power N_y [kW] | RPM [min^{-1}] | Q-ty of blades | Blade setting angle [°] | Weight [kg] | Lenght L [mm] | Curve number on graph |
|------|-----------------|-------------------|-------------------------|----------------------------------|---------------------------|----------------|-------------------------|-------------|---------------|-----------------------|
| 450 | 4 | 3~400 | VDO-450-4D/0,55-6/30/AL | 0.55 | 1440 | 6 | 30 | 36.1 | 400 | ① |
| | | | VDO-450-4D/0,55-6/35/AL | 0.55 | 1440 | 6 | 35 | 36.1 | 400 | ② |
| | | | VDO-450-4D/0,55-6/40/AL | 0.55 | 1440 | 6 | 40 | 36.1 | 400 | ③ |
| | | | VDO-450-4D/0,55-6/45/AL | 0.55 | 1440 | 6 | 45 | 36.1 | 400 | ④ |
| | | | VDO-450-4D/0,55-8/45/AL | 0.55 | 1440 | 8 | 45 | 36.6 | 400 | ⑤ |

Accessories:



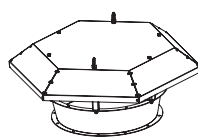
O-VO carrier



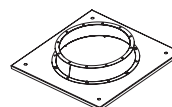
F-VO flange



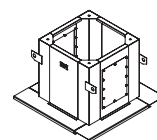
VVGf-VO...400/2 flexible joint



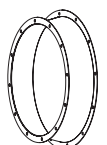
Z-VO hood



PK-VO roof adapter

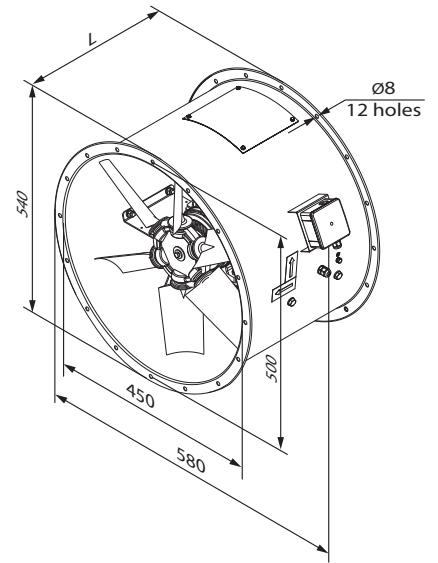
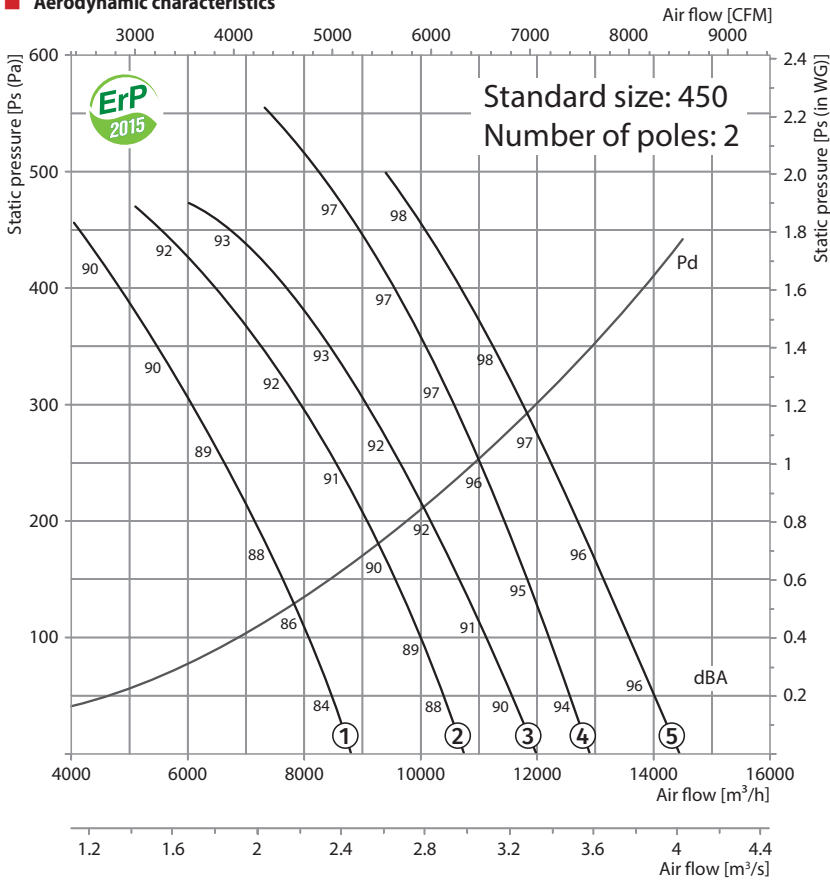


SM-VO mounting curb

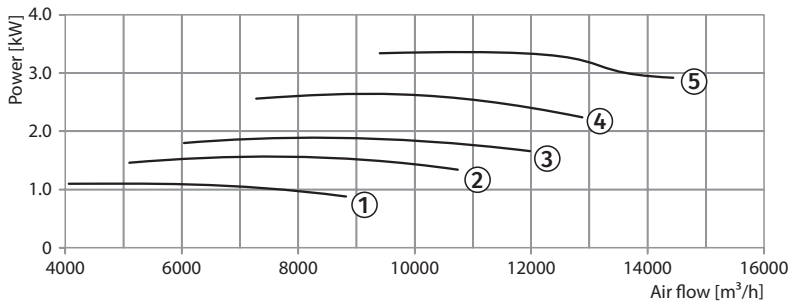


VK-VO inlet cone

Aerodynamic characteristics



VDO-450-2

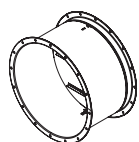


Technical data:

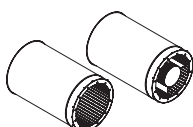
| Size | Number of poles | Voltage [V/50 Hz] | Model | Installed motor power Ny [kW] | RPM [min ⁻¹] | Q-ty of blades | Blade setting angle [°] | Weight [kg] | Lenght L [mm] | Curve number on graph |
|------|-----------------|-------------------|-------------------------------|-------------------------------|--------------------------|----------------|-------------------------|-------------|---------------|-----------------------|
| 450 | 2 | 3~400 | VDO-450-2D/1,1-6/30/AL | 1.1 | 2880 | 6 | 30 | 37.1 | 400 | ① |
| | | | VDO-450-2D/1,5-6/35/AL | 1.5 | 2880 | 6 | 35 | 42.1 | 400 | ② |
| | | | VDO-450-2D/2,2-6/40/AL | 2.2 | 2880 | 6 | 40 | 44.1 | 400 | ③ |
| | | | VDO-450-2D/3-8/40/AL | 3 | 2880 | 8 | 40 | 53.6 | 500 | ④ |
| | | | VDO-450-2D/4-8/45/AL | 4 | 2880 | 8 | 45 | 64.6 | 500 | ⑤ |
| 450 | 2/4 | 3~400 | VDO-450-2/4D/1,1/0,25-6/30/AL | 1.1/0.25 | 2880/1440 | 6 | 30 | 37.1 | 400 | ①* |
| | | | VDO-450-2/4D/1,5/0,37-6/35/AL | 1.5/0.37 | 2880/1440 | 6 | 35 | 42.1 | 400 | ②* |
| | | | VDO-450-2/4D/2,2/0,5-6/40/AL | 2.2/0.5 | 2880/1440 | 6 | 40 | 44.1 | 400 | ③* |
| | | | VDO-450-2/4D/3,1/0,8-8/40/AL | 3.1/0.8 | 2880/1440 | 8 | 40 | 55.6 | 500 | ④* |
| | | | VDO-450-2/4D/4,4/1,1-8/45/AL | 4.4/1.1 | 2880/1440 | 8 | 45 | 65.6 | 500 | ⑤* |

* maximum speed graph

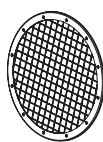
Accessories:



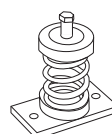
KOM-VO...400/2
backdraft damper



SR
silencer
SRV

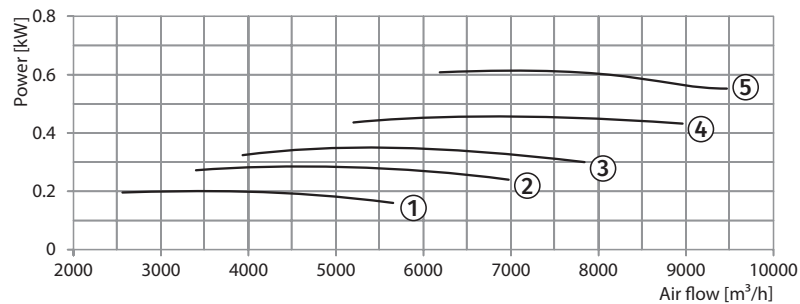
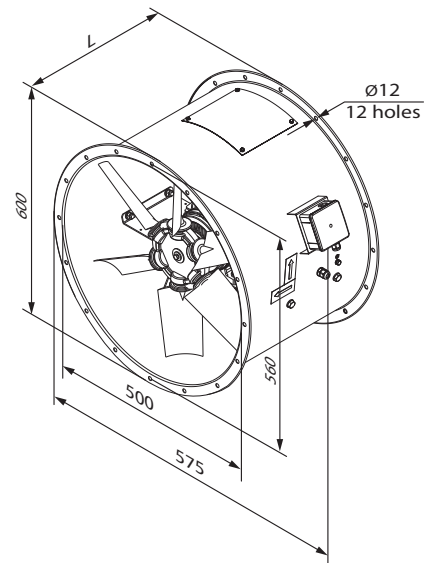
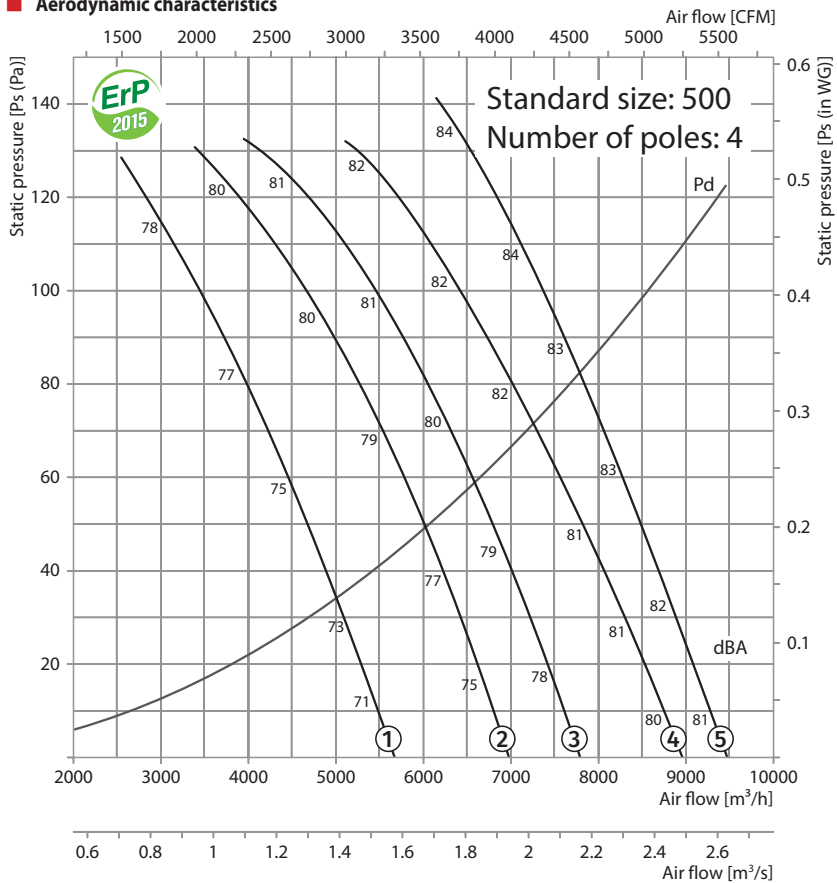


SZ-VO
protective mesh



VVCp
anti-vibration mount

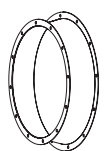
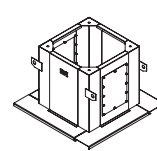
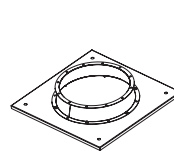
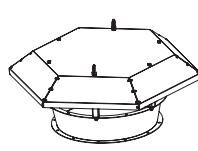
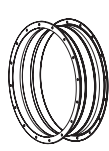
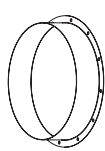
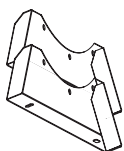
Aerodynamic characteristics



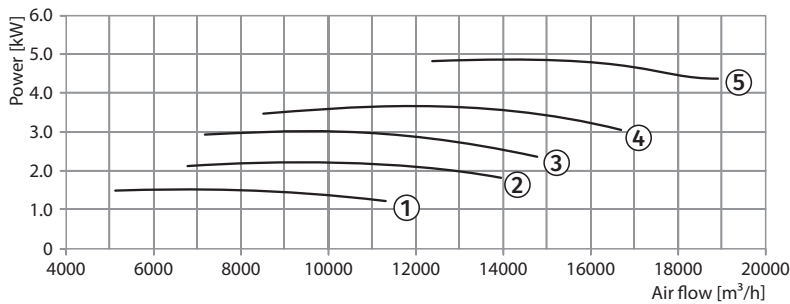
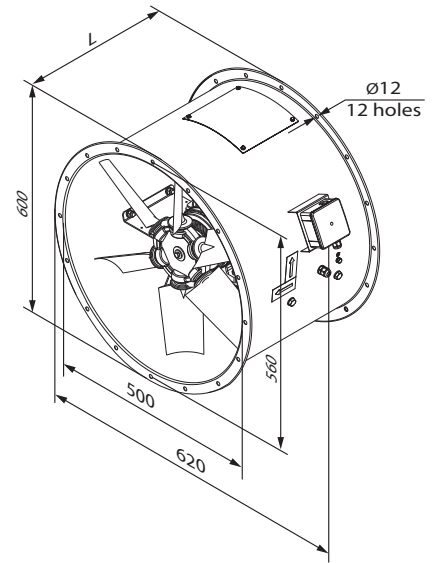
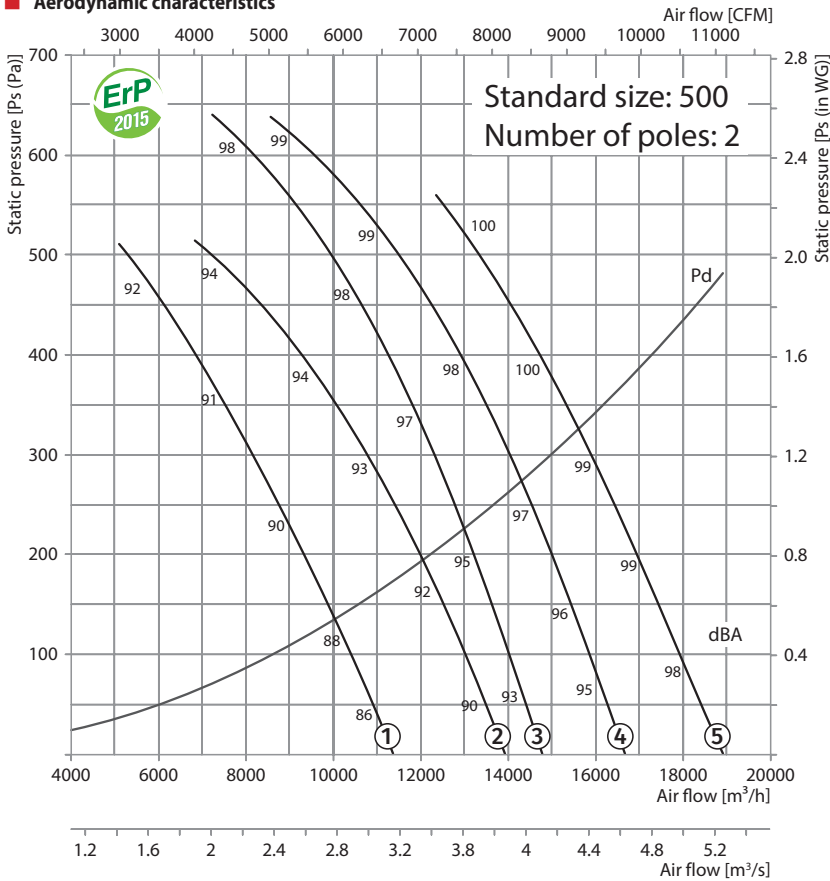
Technical data:

| Size | Number of poles | Voltage [V/50 Hz] | Model | Installed motor power Ny [kW] | RPM [min ⁻¹] | Q-ty of blades | Blade setting angle [°] | Weight [kg] | Lenght L [mm] | Curve number on graph |
|------|-----------------|-------------------|-------------------------|-------------------------------|--------------------------|----------------|-------------------------|-------------|---------------|-----------------------|
| 500 | 4 | 3~400 | VDO-500-4D/0,55-6/30/AL | 0.55 | 1440 | 6 | 30 | 47.7 | 400 | ① |
| | | | VDO-500-4D/0,55-6/35/AL | 0.55 | 1440 | 6 | 35 | 47.7 | 400 | ② |
| | | | VDO-500-4D/0,55-6/40/AL | 0.55 | 1440 | 6 | 40 | 47.7 | 400 | ③ |
| | | | VDO-500-4D/0,55-6/45/AL | 0.55 | 1440 | 6 | 45 | 47.7 | 400 | ④ |
| | | | VDO-500-4D/0,75-8/45/AL | 0.75 | 1440 | 8 | 45 | 49.3 | 400 | ⑤ |

Accessories:



Aerodynamic characteristics

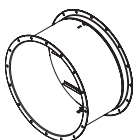


Technical data:

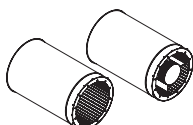
| Size | Number of poles | Voltage [V/50 Hz] | Model | Installed motor power Ny [kW] | RPM [min ⁻¹] | Q-ty of blades | Blade setting angle [°] | Weight [kg] | Lenght L [mm] | Curve number on graph |
|------|-----------------|-------------------|-------------------------------|-------------------------------|--------------------------|----------------|-------------------------|-------------|---------------|-----------------------|
| 500 | 2 | 3~400 | VDO-500-2D/1,5-6/30/AL | 1.5 | 2880 | 6 | 30 | 53.7 | 400 | ① |
| | | | VDO-500-2D/2,2-6/35/AL | 2.2 | 2880 | 6 | 35 | 55.7 | 400 | ② |
| | | | VDO-500-2D/3-8/35/AL | 3 | 2880 | 8 | 35 | 65.3 | 400 | ③ |
| | | | VDO-500-2D/4-8/40/AL | 4 | 2880 | 8 | 40 | 76.3 | 500 | ④ |
| | | | VDO-500-2D/5,5-8/45/AL | 5.5 | 2880 | 8 | 45 | 95.3 | 500 | ⑤ |
| 500 | 2/4 | 3~400 | VDO-500-2/4D/1,5/0,37-6/30/AL | 1.5/0.37 | 2880/1440 | 6 | 30 | 53.7 | 400 | ①* |
| | | | VDO-500-2/4D/2,2/0,5-6/35/AL | 2.2/0.5 | 2880/1440 | 6 | 35 | 55.7 | 400 | ②* |
| | | | VDO-500-2/4D/3,1/0,8-8/35/AL | 3.1/0.8 | 2880/1440 | 6 | 40 | 67.3 | 500 | ③* |
| | | | VDO-500-2/4D/4,4/1,1-8/40/AL | 4.4/1.1 | 2880/1440 | 8 | 40 | 77.3 | 500 | ④* |
| | | | VDO-500-2/4D/6,0/1,5-8/45/AL | 6/1.5 | 2880/1440 | 8 | 45 | 92.3 | 550 | ⑤* |

* maximum speed graph

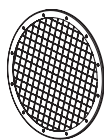
Accessories:



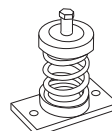
KOM-VO...400/2
backdraft damper



SR SRV
silencer

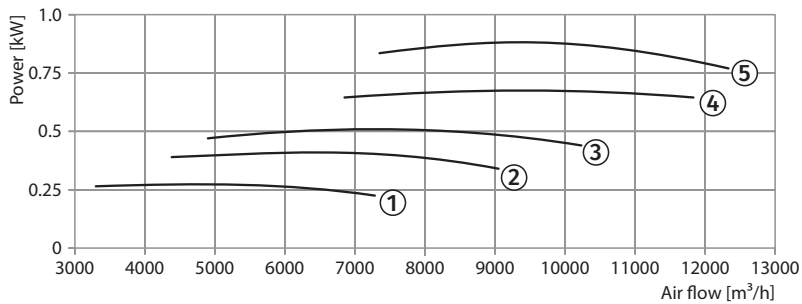
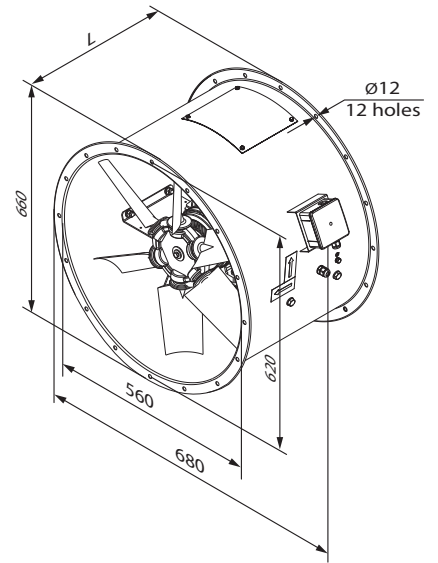
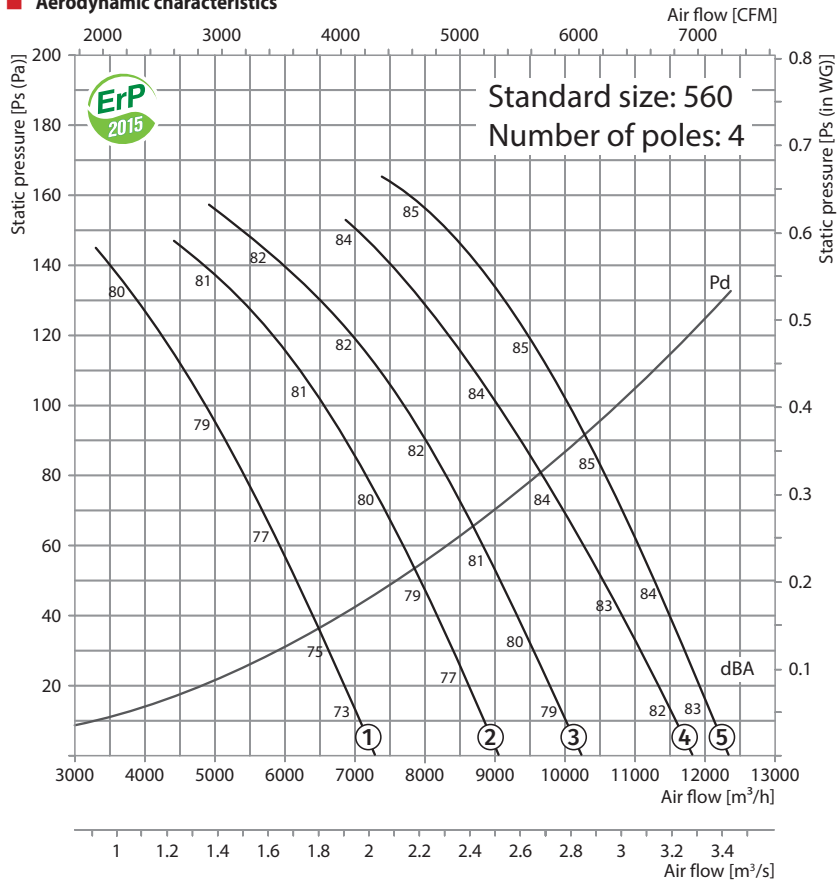


SZ-VO
protective mesh



VVCp
anti-vibration mount

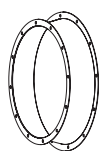
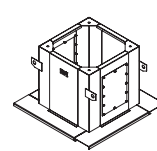
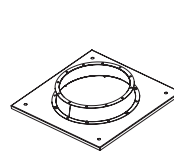
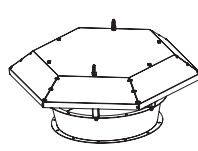
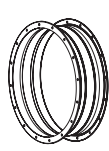
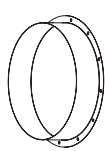
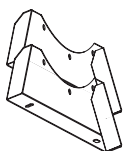
Aerodynamic characteristics



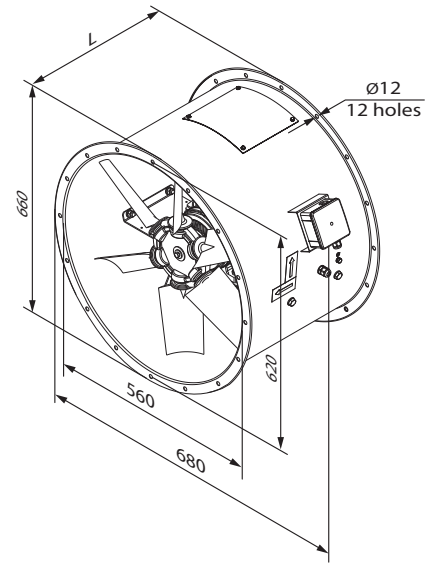
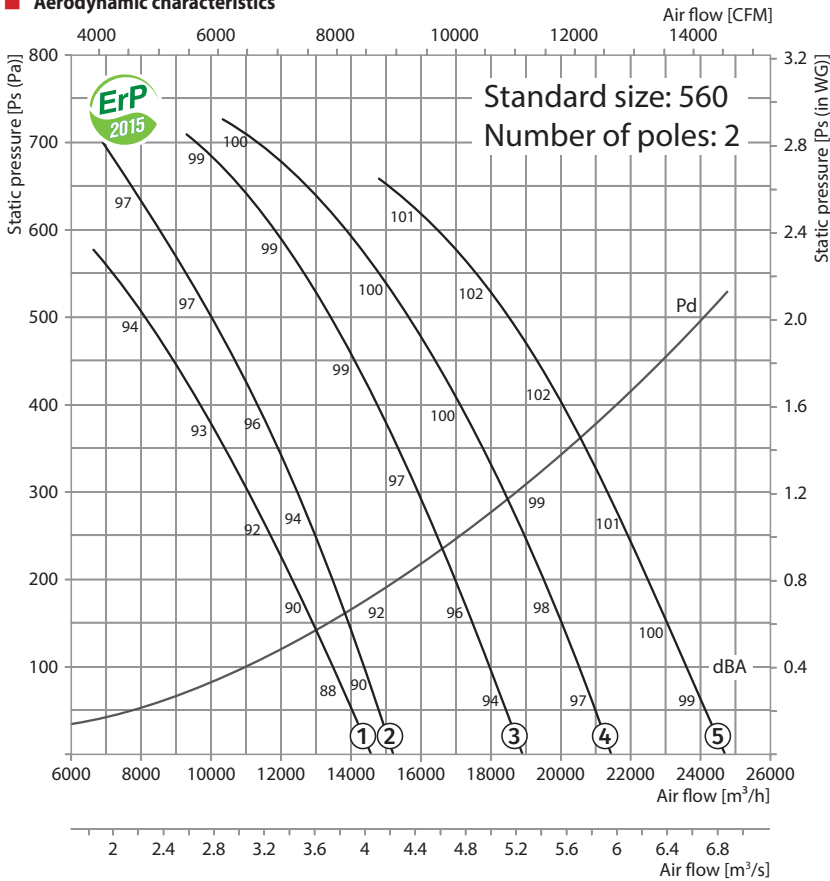
Technical data:

| Size | Number of poles | Voltage [V/50 Hz] | Model | Installed motor power Ny [kW] | RPM [min ⁻¹] | Q-ty of blades | Blade setting angle [°] | Weight [kg] | Lenght L [mm] | Curve number on graph |
|------|-----------------|-------------------|-------------------------|-------------------------------|--------------------------|----------------|-------------------------|-------------|---------------|-----------------------|
| 560 | 4 | 3~400 | VDO-560-4D/0,55-6/30/AL | 0.55 | 1440 | 6 | 30 | 64.8 | 400 | ① |
| | | | VDO-560-4D/0,55-6/35/AL | 0.55 | 1440 | 6 | 35 | 64.8 | 400 | ② |
| | | | VDO-560-4D/0,55-6/40/AL | 0.55 | 1440 | 6 | 40 | 64.8 | 400 | ③ |
| | | | VDO-560-4D/0,75-6/45/AL | 0.75 | 1440 | 6 | 45 | 65.8 | 400 | ④ |
| | | | VDO-560-4D/1,1-8/45/AL | 1.1 | 1440 | 8 | 45 | 72.4 | 400 | ⑤ |

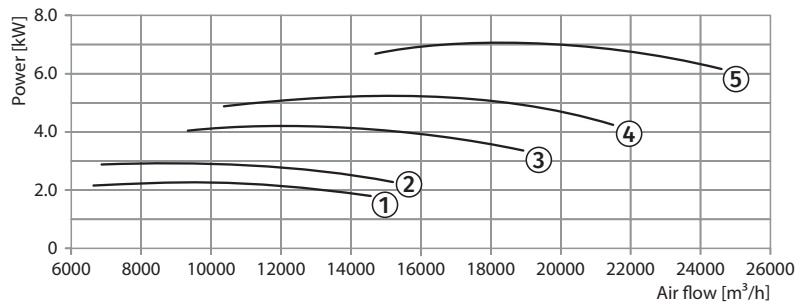
Accessories:



Aerodynamic characteristics



VDO-560-2

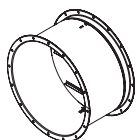


Technical data:

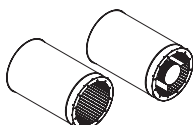
| Size | Number of poles | Voltage [V/50 Hz] | Model | Installed motor power Ny [kW] | RPM [min ⁻¹] | Q-ty of blades | Blade setting angle [°] | Weight [kg] | Lenght L [mm] | Curve number on graph |
|------|-----------------|-------------------|------------------------------|-------------------------------|--------------------------|----------------|-------------------------|-------------|---------------|-----------------------|
| 560 | 2 | 3~400 | VDO-560-2D/2,2-6/30/AL | 2.2 | 2880 | 6 | 30 | 72.8 | 400 | ① |
| | | | VDO-560-2D/3-8/30/AL | 3 | 2880 | 8 | 30 | 82.4 | 400 | ② |
| | | | VDO-560-2D/4-8/35/AL | 4 | 2880 | 8 | 35 | 93.4 | 500 | ③ |
| | | | VDO-560-2D/5,5-8/40/AL | 5.5 | 2880 | 8 | 40 | 112.4 | 500 | ④ |
| | | | VDO-560-2D/7,5-8/45/AL | 7.5 | 2880 | 8 | 45 | 118.4 | 500 | ⑤ |
| 560 | 2/4 | 3~400 | VDO-560-2/4D/2,2/0,5-6/30/AL | 2.2/0.5 | 2880/1440 | 6 | 30 | 72.8 | 400 | ①* |
| | | | VDO-560-2/4D/3,1/0,8-8/30/AL | 3.1/0.8 | 2880/1440 | 8 | 30 | 84.4 | 500 | ②* |
| | | | VDO-560-2/4D/4,4/1,1-8/35/AL | 4.4/1.1 | 2880/1440 | 8 | 35 | 94.4 | 500 | ③* |
| | | | VDO-560-2/4D/6/1,5-8/40/AL | 6/1.5 | 2880/1440 | 8 | 40 | 109.4 | 550 | ④* |
| | | | VDO-560-2/4D/8/2-8/45/AL | 8/2 | 2880/1440 | 8 | 45 | 118.4 | 550 | ⑤* |

* maximum speed graph

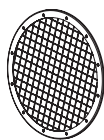
Accessories:



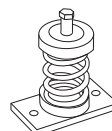
KOM-VO...400/2
backdraft damper



SR
silencer
SRV

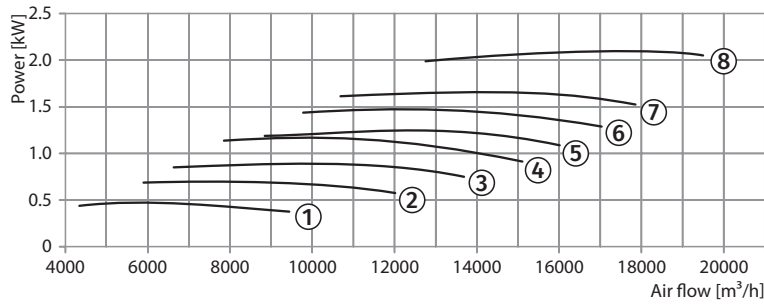
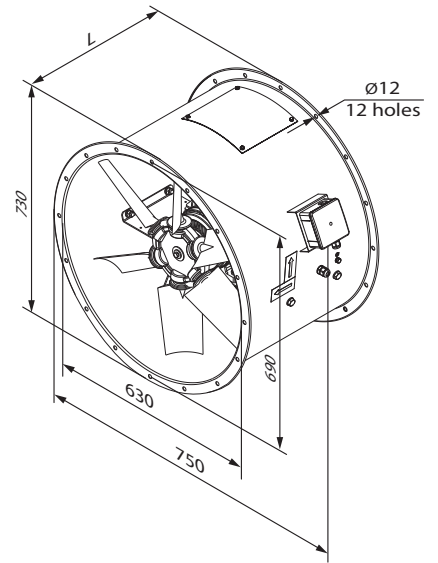
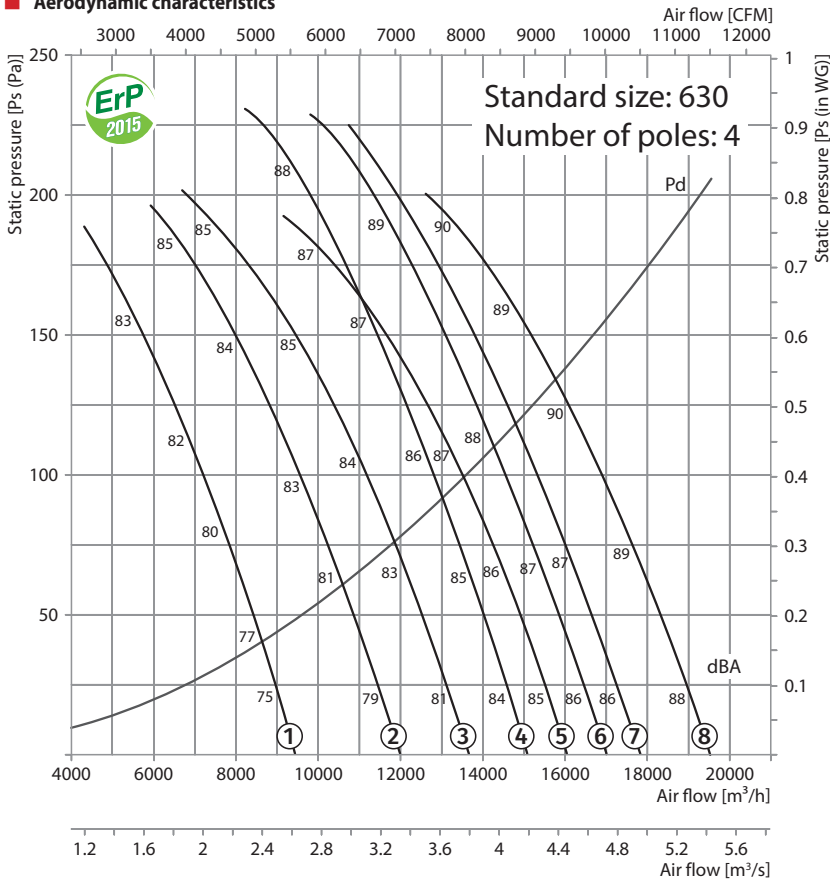


SZ-VO
protective mesh



VVCp
anti-vibration mount

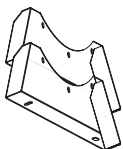
Aerodynamic characteristics



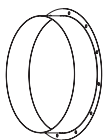
Technical data:

| Size | Number of poles | Voltage [V/50 Hz] | Model | Installed motor power Ny [kW] | RPM [min ⁻¹] | Q-ty of blades | Blade setting angle [°] | Weight [kg] | Lenght L [mm] | Curve number on graph |
|------|-----------------|-------------------|--------------------------|-------------------------------|--------------------------|----------------|-------------------------|-------------|---------------|-----------------------|
| 630 | 4 | 3~400 | VDO-630-4D/0,55-8/30/AL | 0.55 | 1440 | 8 | 30 | 71 | 400 | ① |
| | | | VDO-630-4D/0,75-8/35/AL | 0.75 | 1440 | 8 | 35 | 72 | 400 | ② |
| | | | VDO-630-4D/1,1-8/40/AL | 1.1 | 1440 | 8 | 40 | 78 | 400 | ③ |
| | | | VDO-630-4D/1,5-6/32,5/AL | 1.5 | 1440 | 6 | 32.5 | 82.1 | 400 | ④ |
| | | | VDO-630-4D/1,5-8/45/AL | 1.5 | 1440 | 8 | 45 | 81 | 400 | ⑤ |
| | | | VDO-630-4D/1,5-6/37,5/AL | 1.5 | 1440 | 6 | 37.5 | 82.1 | 400 | ⑥ |
| | | | VDO-630-4D/2,2-6/40/AL | 2.2 | 1440 | 6 | 40 | 88.1 | 400 | ⑦ |
| | | | VDO-630-4D/2,2-6/45/AL | 2.2 | 1440 | 6 | 45 | 88.1 | 400 | ⑧ |

Accessories:



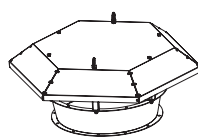
O-VO carrier



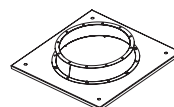
F-VO flange



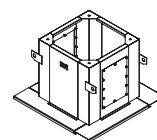
VVGf-VO...400/2 flexible joint



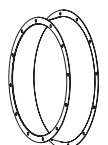
Z-VO hood



PK-VO roof adapter

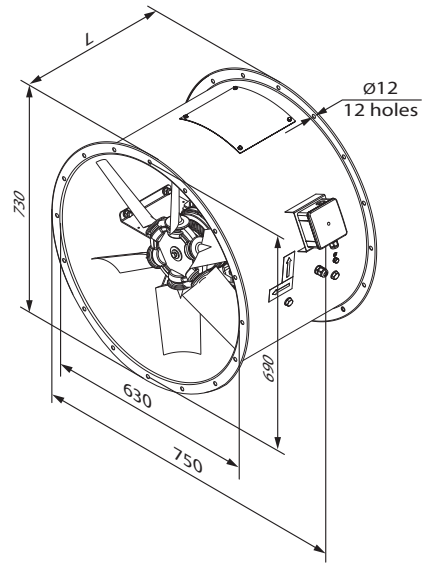
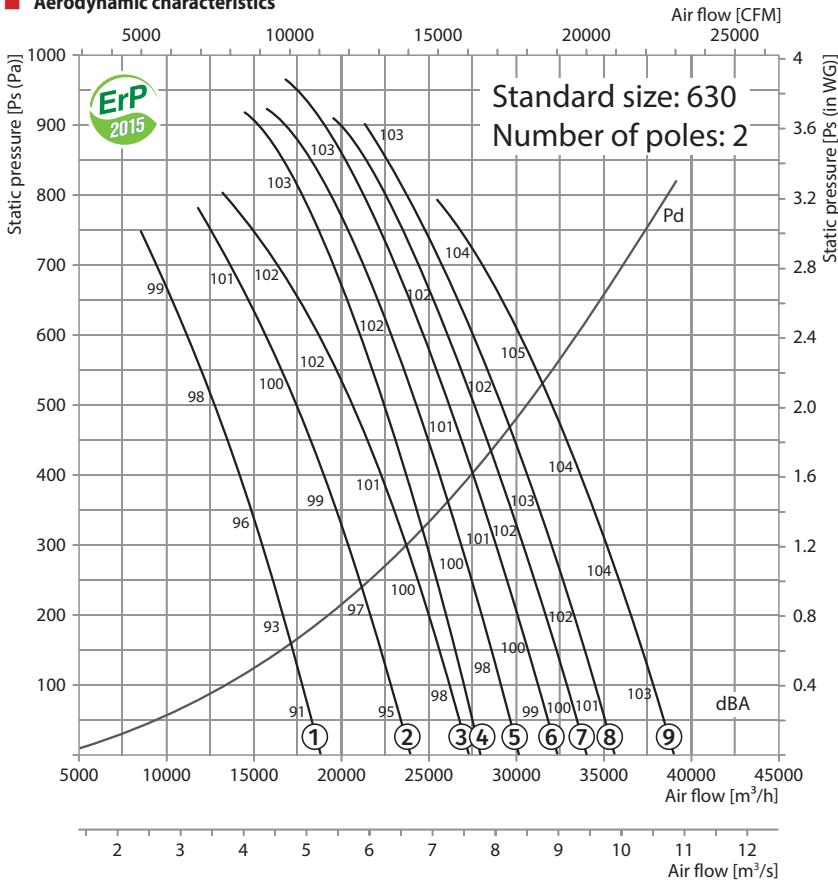


SM-VO mounting curb

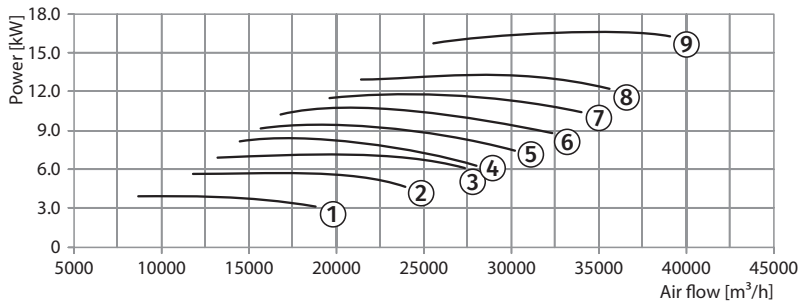


VK-VO inlet cone

Aerodynamic characteristics



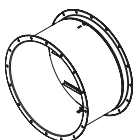
VDO-630-2



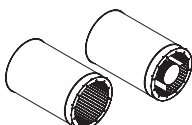
Technical data:

| Size | Number of poles | Voltage [V/50 Hz] | Model | Installed motor power Ny [kW] | RPM [min ⁻¹] | Q-ty of blades | Blade setting angle [°] | Weight [kg] | Lenght L [mm] | Curve number on graph |
|------|-----------------|-------------------|-------------------------|-------------------------------|--------------------------|----------------|-------------------------|-------------|---------------|-----------------------|
| 630 | 2 | 3~400 | VDO-630-2D/4-8/30/AL | 4 | 2880 | 8 | 30 | 99 | 500 | ① |
| | | | VDO-630-2D/5,5-8/35/AL | 5.5 | 2880 | 8 | 35 | 118 | 500 | ② |
| | | | VDO-630-2D/7,5-8/40/AL | 7.5 | 2880 | 8 | 40 | 124 | 500 | ③ |
| | | | VDO-630-2D/9,2-6/30/AL | 9.2 | 2880 | 6 | 30 | 143.1 | 600 | ④ |
| | | | VDO-630-2D/11-6/32,5/AL | 11 | 2880 | 6 | 32.5 | 162.1 | 600 | ⑤ |
| | | | VDO-630-2D/11-6/35/AL | 11 | 2880 | 6 | 35 | 162.1 | 600 | ⑥ |
| | | | VDO-630-2D/15-6/37,5/AL | 15 | 2880 | 6 | 37.5 | 169.1 | 700 | ⑦ |
| | | | VDO-630-2D/15-6/40/AL | 15 | 2880 | 6 | 40 | 169.1 | 700 | ⑧ |
| | | | VDO-630-2D/18,5-6/45/AL | 18.5 | 2880 | 6 | 45 | 184.1 | 700 | ⑨ |

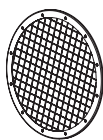
Accessories:



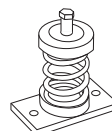
KOM-VO...400/2
backdraft damper



SR
silencer SRV

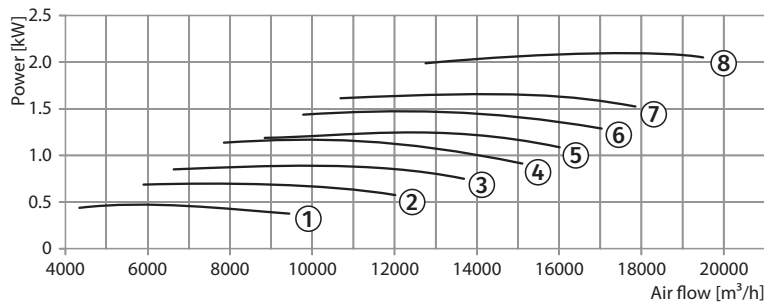
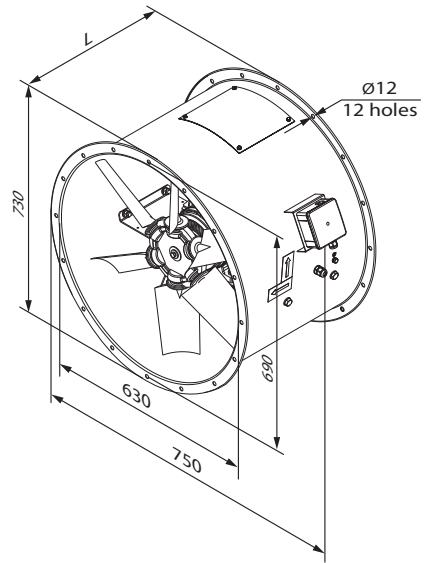
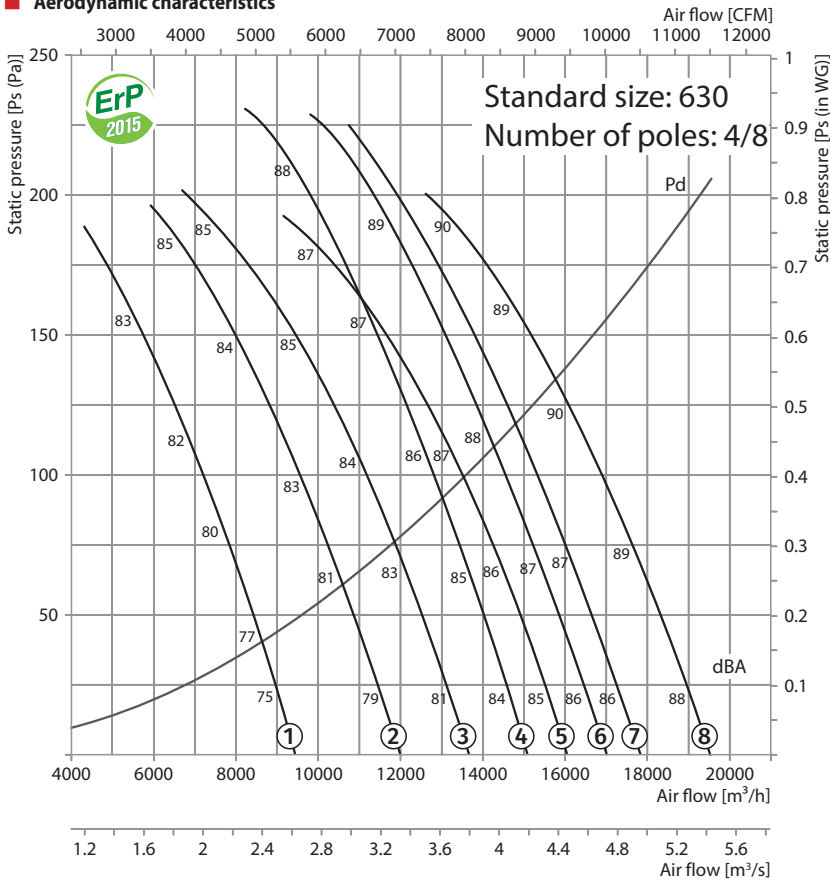


SZ-VO
protective mesh



VVCp
anti-vibration mount

Aerodynamic characteristics

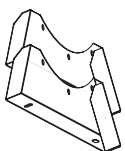


Technical data:

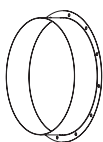
| Size | Number of poles | Voltage [V/50 Hz] | Model | Installed motor power Ny [kW] | RPM [min ⁻¹] | Q-ty of blades | Blade setting angle [°] | Weight [kg] | Lenght L [mm] | Curve number on graph |
|------|-----------------|-------------------|--------------------------------|-------------------------------|--------------------------|----------------|-------------------------|-------------|---------------|-----------------------|
| 630 | 4/8 | 3~400 | VDO-630-4/8D/0,6/0,15-8/30/AL | 0.6/0.15 | 1440/720 | 8 | 30 | 72 | 400 | ①* |
| | | | VDO-630-4/8D/0,8/0,2-8/35/AL | 0.8/0.2 | 1440/720 | 8 | 35 | 72 | 400 | ②* |
| | | | VDO-630-4/8D/1,2/0,3-8/40/AL | 1.2/0.3 | 1440/720 | 8 | 40 | 77 | 400 | ③* |
| | | | VDO-630-4/8D/1,2/0,3-6/32,5/AL | 1.2/0.3 | 1440/720 | 6 | 32.5 | 78.1 | 400 | ④* |
| | | | VDO-630-4/8D/1,6/0,4-8/45/AL | 1.6/0.4 | 1440/720 | 8 | 45 | 80 | 400 | ⑤* |
| | | | VDO-630-4/8D/1,6/0,4-6/37,5/AL | 1.6/0.4 | 1440/720 | 6 | 37.5 | 81.1 | 400 | ⑥* |
| | | | VDO-630-4/8D/2,2/0,55-6/40/AL | 2.2/0.55 | 1440/720 | 6 | 40 | 88.1 | 500 | ⑦* |
| | | | VDO-630-4/8D/2,2/0,55-6/45/AL | 2.2/0.55 | 1440/720 | 6 | 45 | 88.1 | 500 | ⑧* |

* maximum speed graph

Accessories:



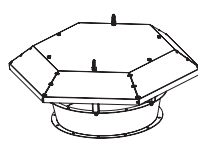
O-VO carrier



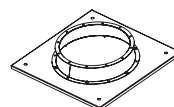
F-VO flange



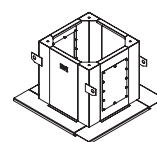
VVGf-VO...400/2 flexible joint



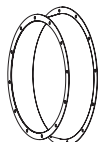
Z-VO hood



PK-VO roof adapter

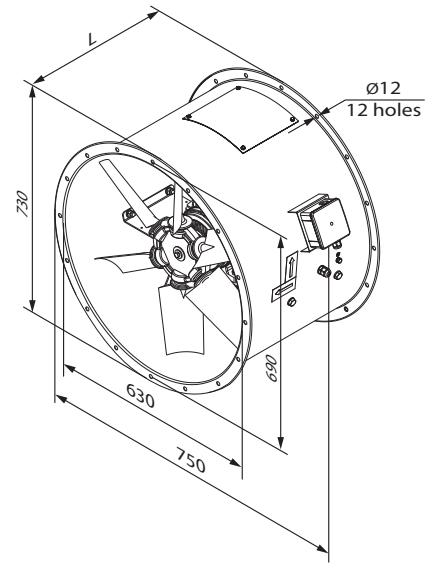
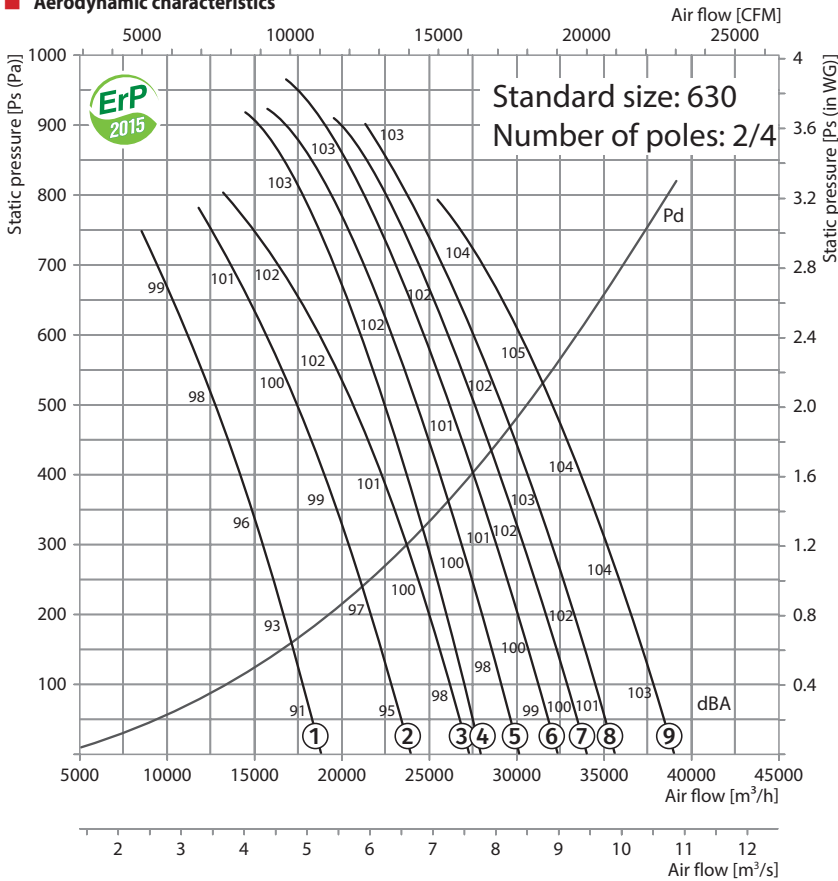


SM-VO mounting curb

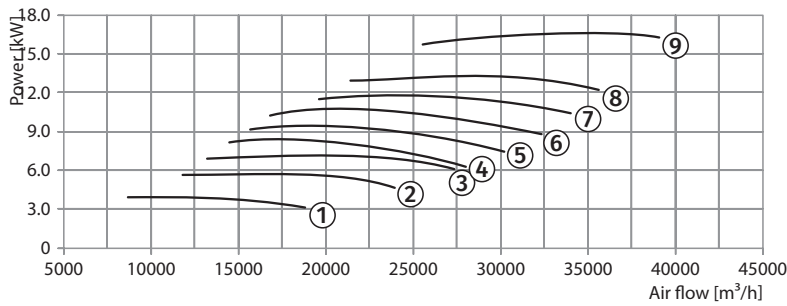


VK-VO inlet cone

Aerodynamic characteristics



VDO-630-2/4

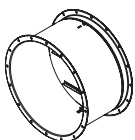


Technical data:

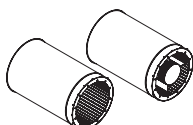
| Size | Number of poles | Voltage [V/50 Hz] | Model | Installed motor power Ny [kW] | RPM [min ⁻¹] | Q-ty of blades | Blade setting angle [°] | Weight [kg] | Lenght L [mm] | Curve number on graph |
|------|-----------------|-------------------|------------------------------|-------------------------------|--------------------------|----------------|-------------------------|-------------|---------------|-----------------------|
| 630 | 2/4 | 3~400 | VDO-630-2/4D/4,4/1,1-8/30/AL | 4.4/1.1 | 2880/1440 | 8 | 30 | 100 | 500 | ①* |
| | | | VDO-630-2/4D/6/1,5-8/35/AL | 6/1.5 | 2880/1440 | 8 | 35 | 115 | 600 | ②* |
| | | | VDO-630-2/4D/8/2-8/40/AL | 8/2 | 2880/1440 | 8 | 40 | 124 | 600 | ③* |
| | | | VDO-630-2/4D/12/3-6/30/AL | 12/3 | 2880/1440 | 6 | 30 | 176.1 | 700 | ④* |
| | | | VDO-630-2/4D/12/3-6/32,5/AL | 12/3 | 2880/1440 | 6 | 32.5 | 176.1 | 700 | ⑤* |
| | | | VDO-630-2/4D/12/3-6/35/AL | 12/3 | 2880/1440 | 6 | 35 | 176.1 | 700 | ⑥* |
| | | | VDO-630-2/4D/12/3-6/37,5/AL | 12/3 | 2880/1440 | 6 | 37.5 | 176.1 | 700 | ⑦* |
| | | | VDO-630-2/4D/16/4-6/40/AL | 16/4 | 2880/1440 | 6 | 40 | 193.1 | 700 | ⑧* |
| | | | VDO-630-2/4D/20/5,5-6/45/AL | 20/5.5 | 2880/1440 | 6 | 45 | 218.1 | 700 | ⑨* |

* maximum speed graph

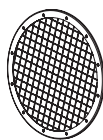
Accessories:



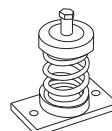
KOM-VO...400/2
backdraft damper



SR silencer
SRV

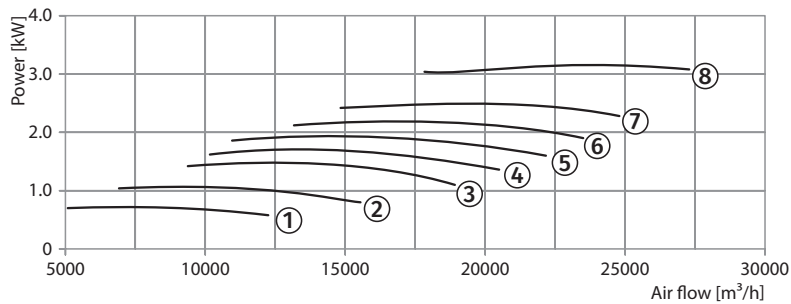
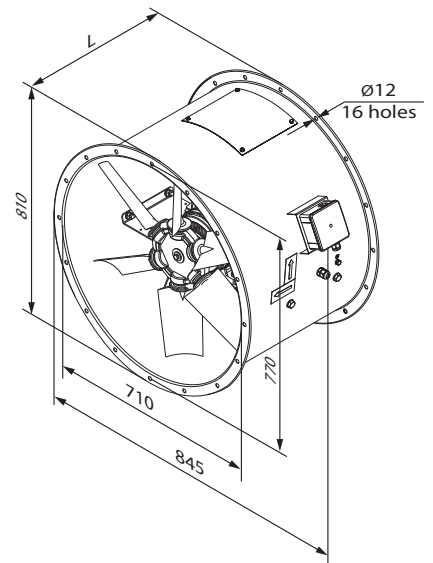
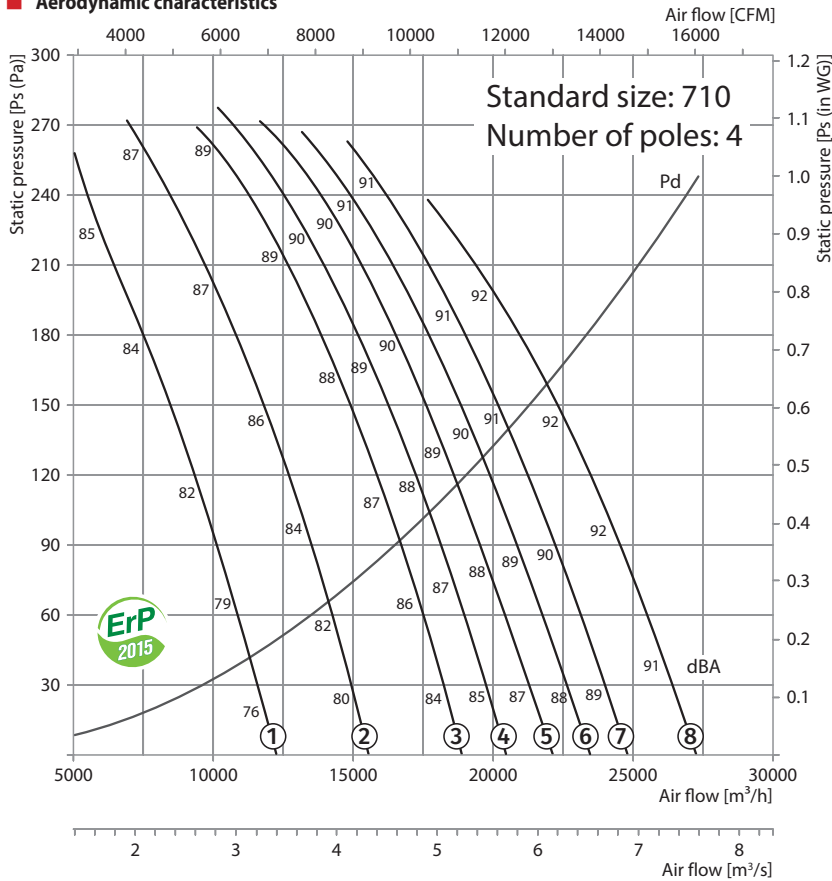


SZ-VO
protective mesh



VVCp
anti-vibration mount

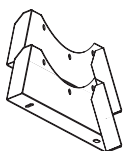
Aerodynamic characteristics



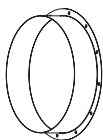
Technical data:

| Size | Number of poles | Voltage [V/50 Hz] | Model | Installed motor power Ny [kW] | RPM [min ⁻¹] | Q-ty of blades | Blade setting angle [°] | Weight [kg] | Lenght L [mm] | Curve number on graph |
|------|-----------------|-------------------|--------------------------|-------------------------------|--------------------------|----------------|-------------------------|-------------|---------------|-----------------------|
| 710 | 4 | 3~400 | VDO-710-4D/0,75-6/20/AL | 0.75 | 1440 | 6 | 20 | 99.3 | 450 | ① |
| | | | VDO-710-4D/1,1-6/25/AL | 1.1 | 1440 | 6 | 25 | 105.3 | 450 | ② |
| | | | VDO-710-4D/1,5-6/30/AL | 1.5 | 1440 | 6 | 30 | 108.3 | 450 | ③ |
| | | | VDO-710-4D/2,2-6/32,5/AL | 2.2 | 1440 | 6 | 32.5 | 114.3 | 450 | ④ |
| | | | VDO-710-4D/2,2-6/35/AL | 2.2 | 1440 | 6 | 35 | 114.3 | 450 | ⑤ |
| | | | VDO-710-4D/2,2-6/37,5/AL | 2.2 | 1440 | 6 | 37.5 | 114.3 | 450 | ⑥ |
| | | | VDO-710-4D/3-6/40/AL | 3 | 1440 | 6 | 40 | 117.3 | 560 | ⑦ |
| | | | VDO-710-4D/4-6/45/AL | 4 | 1440 | 6 | 45 | 131.3 | 560 | ⑧ |

Accessories:



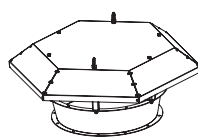
O-VO carrier



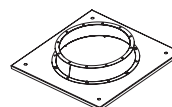
F-VO flange



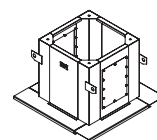
VVGf-VO...400/2 flexible joint



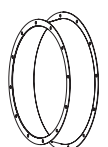
Z-VO hood



PK-VO roof adapter

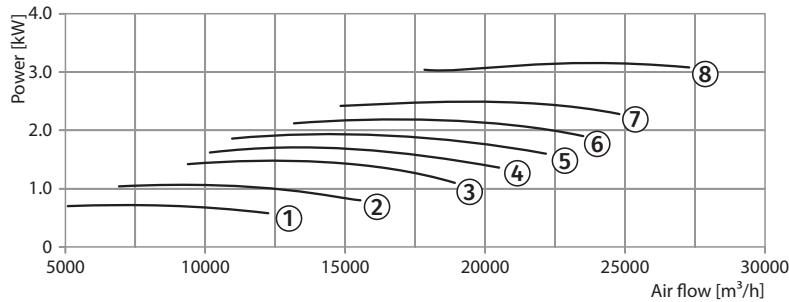
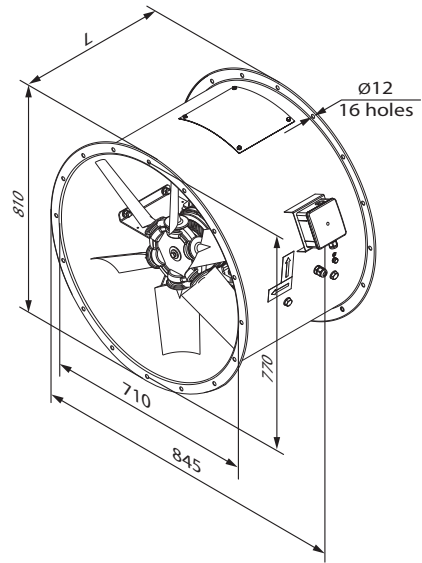
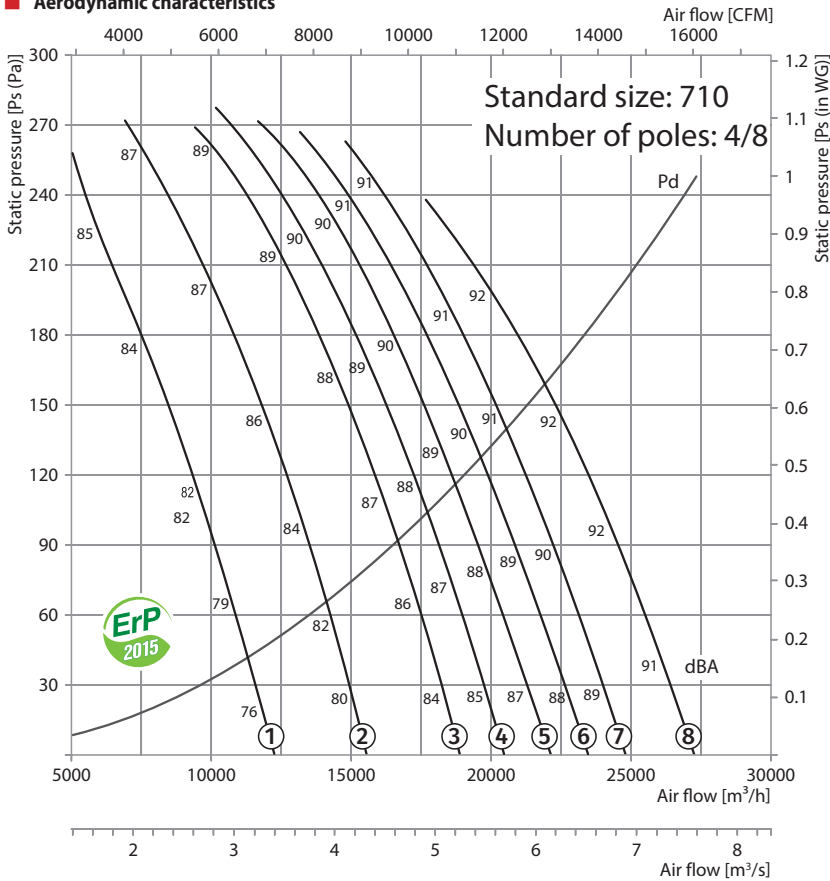


SM-VO mounting curb



VK-VO inlet cone

Aerodynamic characteristics

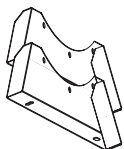


Technical data:

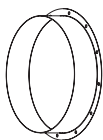
| Size | Number of poles | Voltage [V/50 Hz] | Model | Installed motor power Ny [kW] | RPM [min ⁻¹] | Q-ty of blades | Blade setting angle [°] | Weight [kg] | Lenght L [mm] | Curve number on graph |
|------|-----------------|-------------------|---------------------------------|-------------------------------|--------------------------|----------------|-------------------------|-------------|---------------|-----------------------|
| 710 | 4/8 | 3~400 | VDO-710-4/8D/0,8/0,2-6/20/AL | 0.8/0.2 | 1440/720 | 6 | 20 | 99.3 | 450 | ①* |
| | | | VDO-710-4/8D/1,2/0,3-6/25/AL | 1.2/0.3 | 1440/720 | 6 | 25 | 104.3 | 450 | ②* |
| | | | VDO-710-4/8D/1,6/0,4-6/30/AL | 1.6/0.4 | 1440/720 | 6 | 30 | 107.3 | 450 | ③* |
| | | | VDO-710-4/8D/2,2/0,55-6/32,5/AL | 2.2/0.55 | 1440/720 | 6 | 32.5 | 114.3 | 560 | ④* |
| | | | VDO-710-4/8D/2,2/0,55-6/35/AL | 2.2/0.55 | 1440/720 | 6 | 35 | 114.3 | 560 | ⑤* |
| | | | VDO-710-4/8D/2,2/0,55-6/37,5/AL | 2.2/0.55 | 1440/720 | 6 | 37.5 | 114.3 | 560 | ⑥* |
| | | | VDO-710-4/8D/2,8/0,7-6/40/AL | 2.8/0.7 | 1440/720 | 6 | 40 | 117.3 | 560 | ⑦* |
| | | | VDO-710-4/8D/3,8/1-6/45/AL | 3.8/1 | 1440/720 | 6 | 45 | 127.3 | 560 | ⑧* |

* maximum speed graph

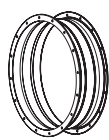
Accessories:



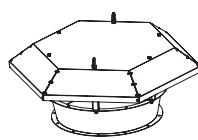
O-VO carrier



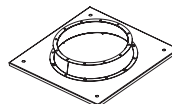
F-VO flange



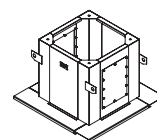
VVGf-VO...400/2 flexible joint



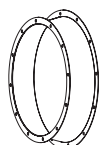
Z-VO hood



PK-VO roof adapter

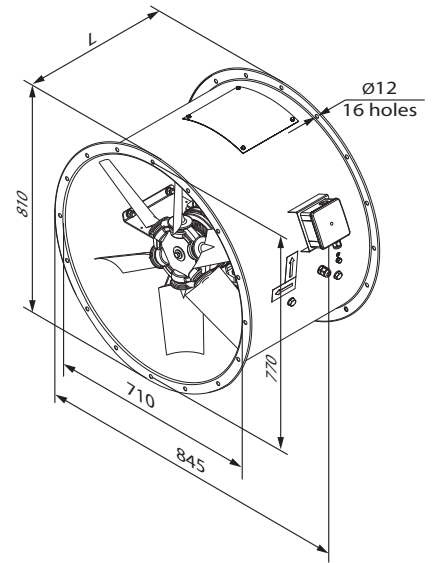
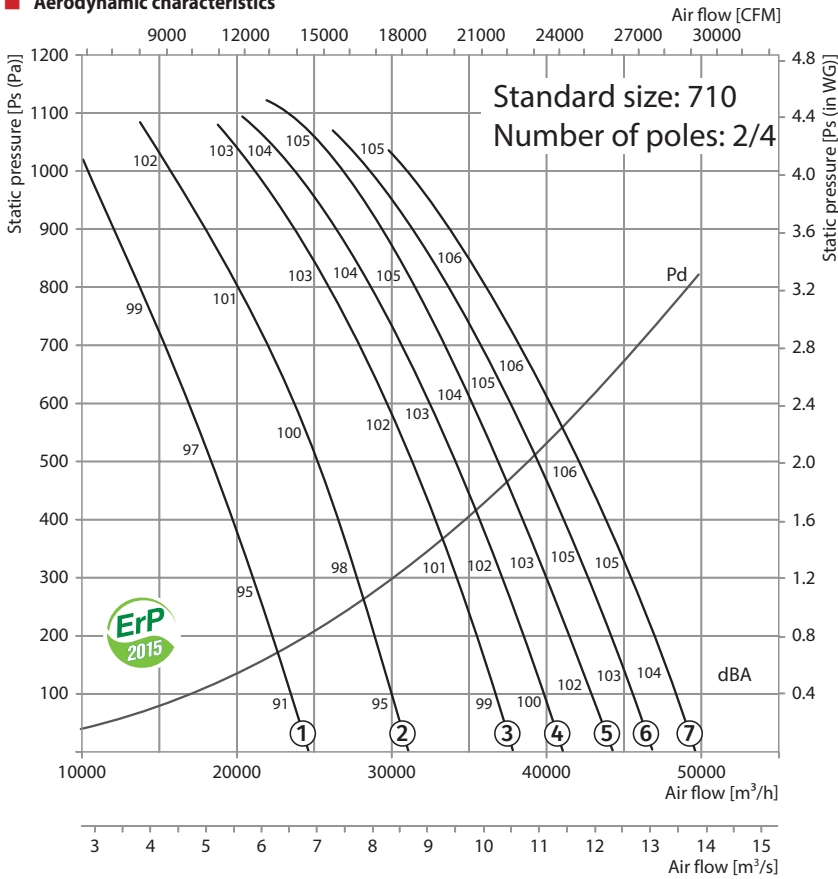


SM-VO mounting curb

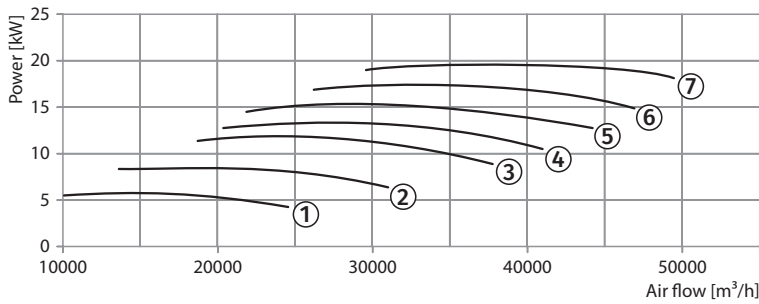


VK-VO inlet cone

Aerodynamic characteristics



VDO-710-2/4

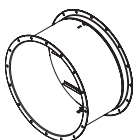


Technical data:

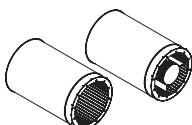
| Size | Number of poles | Voltage [V/50 Hz] | Model | Installed motor power Ny [kW] | RPM [min ⁻¹] | Q-ty of blades | Blade setting angle [°] | Weight [kg] | Lenght L [mm] | Curve number on graph |
|------|-----------------|-------------------|-------------------------------|-------------------------------|--------------------------|----------------|-------------------------|-------------|---------------|-----------------------|
| 710 | 2/4 | 3~400 | VDO-710-2/4D/6/1,5-6/20/AL | 6/1,5 | 2880/1440 | 6 | 20 | 142.3 | 560 | ①* |
| | | | VDO-710-2/4D/12/3-6/25/AL | 12/3 | 2880/1440 | 6 | 25 | 202.3 | 750 | ②* |
| | | | VDO-710-2/4D/12/3-6/30/AL | 12/3 | 2880/1440 | 6 | 30 | 202.3 | 750 | ③* |
| | | | VDO-710-2/4D/16/4-6/32,5/AL | 16/4 | 2880/1440 | 6 | 32.5 | 219.3 | 750 | ④* |
| | | | VDO-710-2/4D/16/4-6/35/AL | 16/4 | 2880/1440 | 6 | 35 | 219.3 | 750 | ⑤* |
| | | | VDO-710-2/4D/20/5,5-6/37,5/AL | 20/5,5 | 2880/1440 | 6 | 37.5 | 244.3 | 750 | ⑥* |
| | | | VDO-710-2/4D/20/5,5-6/40/AL | 20/5,5 | 2880/1440 | 6 | 40 | 244.3 | 750 | ⑦* |

* maximum speed graph

Accessories:

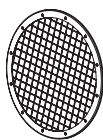


KOM-VO..400/2
backdraft damper

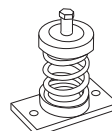


SR
silencer

SRV

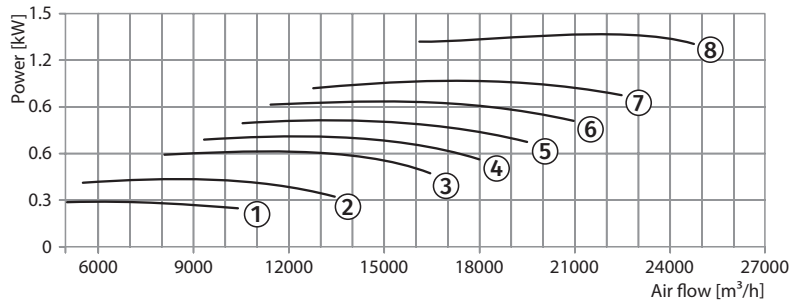
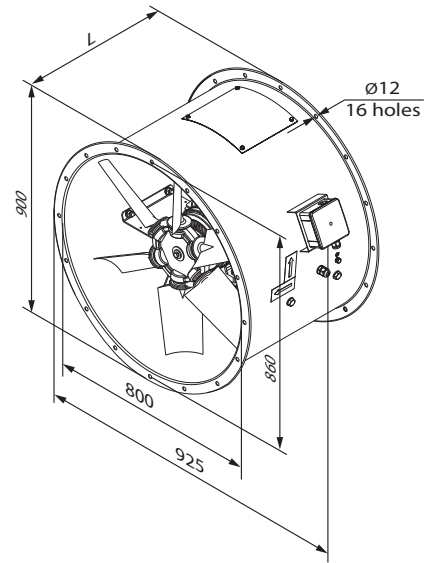
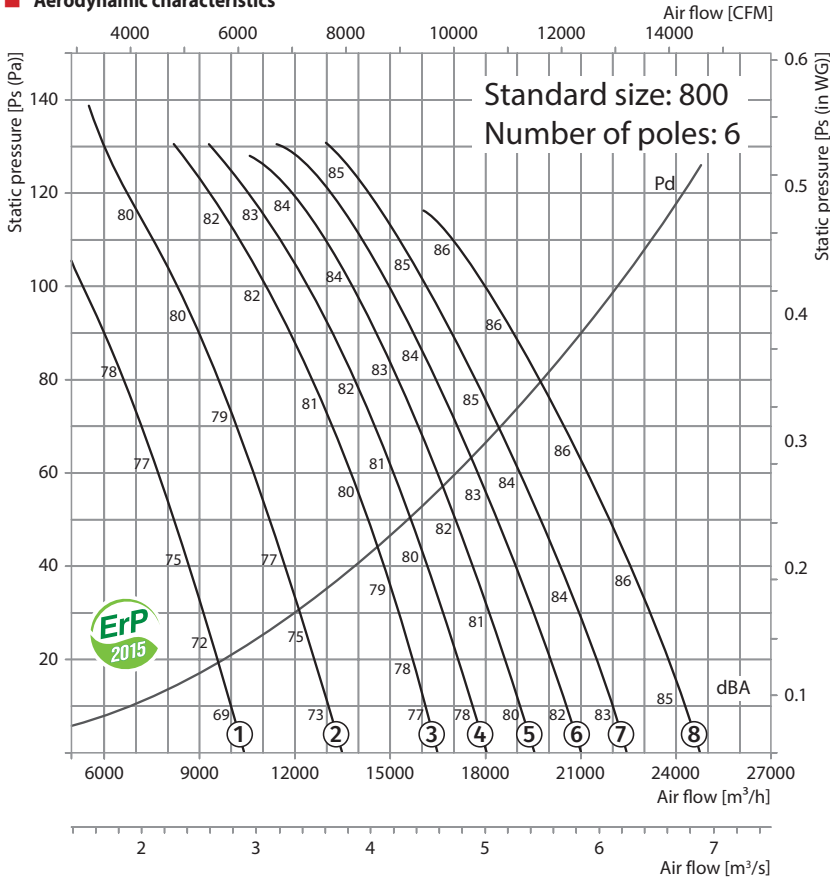


SZ-VO
protective mesh



VVCp
anti-vibration mount

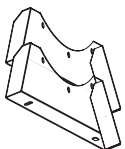
Aerodynamic characteristics



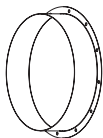
Technical data:

| Size | Number of poles | Voltage [V/50 Hz] | Model | Installed motor power Ny [kW] | RPM [min ⁻¹] | Q-ty of blades | Blade setting angle [°] | Weight [kg] | Lenght L [mm] | Curve number on graph |
|------|-----------------|-------------------|---------------------------|-------------------------------|--------------------------|----------------|-------------------------|-------------|---------------|-----------------------|
| 800 | 6 | 3~400 | VDO-800-6D/0,37-6/20/AL | 0.37 | 960 | 6 | 20 | 109.6 | 400 | ① |
| | | | VDO-800-6D/0,55-6/25/AL | 0.55 | 960 | 6 | 25 | 110.6 | 400 | ② |
| | | | VDO-800-6D/0,75-6/30/AL | 0.75 | 960 | 6 | 30 | 115.6 | 400 | ③ |
| | | | VDO-800-6D/0,75-6/32,5/AL | 0.75 | 960 | 6 | 32,5 | 115.6 | 400 | ④ |
| | | | VDO-800-6D/1,1-6/35/AL | 1.1 | 960 | 6 | 35 | 119.6 | 400 | ⑤ |
| | | | VDO-800-6D/1,1-6/37,5/AL | 1.1 | 960 | 6 | 37,5 | 119.6 | 400 | ⑥ |
| | | | VDO-800-6D/1,1-6/40/AL | 1.1 | 960 | 6 | 40 | 119.6 | 400 | ⑦ |
| | | | VDO-800-6D/1,5-6/45/AL | 1.5 | 960 | 6 | 45 | 122.6 | 500 | ⑧ |

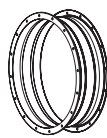
Accessories:



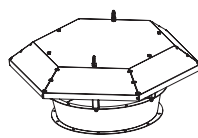
O-VO carrier



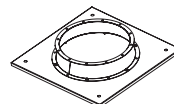
F-VO flange



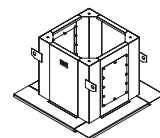
VVGf-VO...400/2 flexible joint



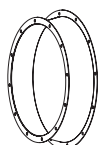
Z-VO hood



PK-VO roof adapter

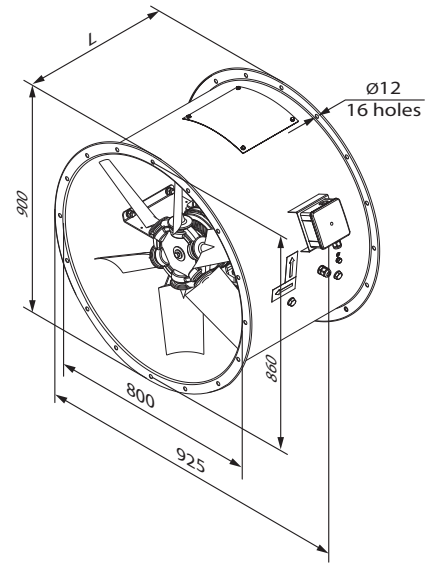
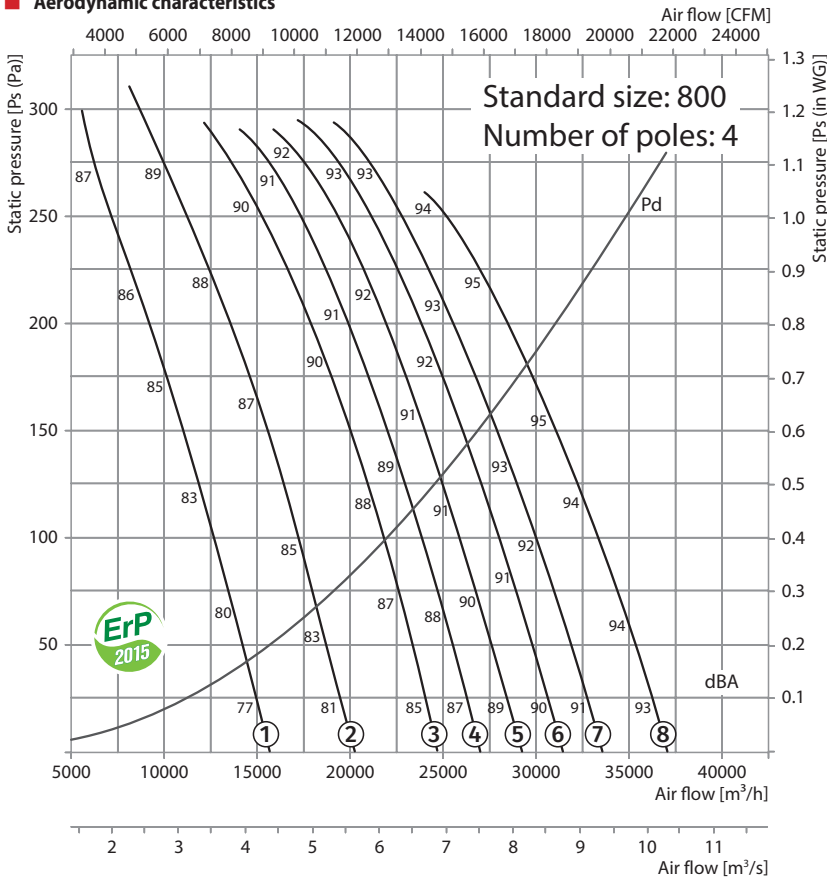


SM-VO mounting curb

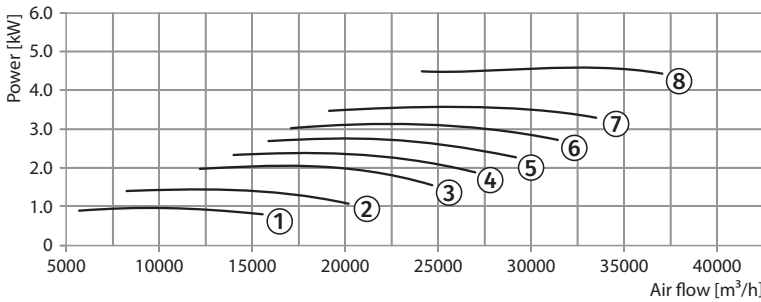


VK-VO inlet cone

Aerodynamic characteristics



VDO-800-4

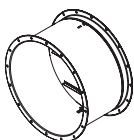


Technical data:

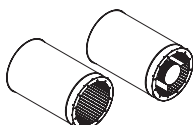
| Size | Number of poles | Voltage [V/50 Hz] | Model | Installed motor power Ny [kW] | RPM [min ⁻¹] | Q-ty of blades | Blade setting angle [°] | Weight [kg] | Length L [mm] | Curve number on graph |
|------|-----------------|-------------------|--------------------------------|-------------------------------|--------------------------|----------------|-------------------------|-------------|---------------|-----------------------|
| 800 | 4 | 3~400 | VDO-800-4D/1,1-6/20/AL | 1.1 | 1440 | 6 | 20 | 116.6 | 400 | ① |
| | | | VDO-800-4D/1,5-6/25/AL | 1.5 | 1440 | 6 | 25 | 119.6 | 400 | ② |
| | | | VDO-800-4D/2,2-6/30/AL | 2.2 | 1440 | 6 | 30 | 125.6 | 400 | ③ |
| | | | VDO-800-4D/3-6/32,5/AL | 3 | 1440 | 6 | 32.5 | 128.6 | 500 | ④ |
| | | | VDO-800-4D/3-6/35/AL | 3 | 1440 | 6 | 35 | 128.6 | 500 | ⑤ |
| | | | VDO-800-4D/4-6/37,5/AL | 4 | 1440 | 6 | 37.5 | 142.6 | 500 | ⑥ |
| | | | VDO-800-4D/4-6/40/AL | 4 | 1440 | 6 | 40 | 142.6 | 500 | ⑦ |
| | | | VDO-800-4D/5,5-6/45/AL | 5.5 | 1440 | 6 | 45 | 156.6 | 500 | ⑧ |
| 800 | 4/8 | 3~400 | VDO-800-4/8D/1,2/0,3-6/20/AL | 1.2/0.3 | 1440/720 | 6 | 20 | 115.6 | 400 | ①* |
| | | | VDO-800-4/8D/1,6/0,4-6/25/AL | 1.6/0.4 | 1440/720 | 6 | 25 | 118.6 | 400 | ②* |
| | | | VDO-800-4/8D/2,2/0,55-6/30/AL | 2.2/0.55 | 1440/720 | 6 | 30 | 125.6 | 500 | ③* |
| | | | VDO-800-4/8D/2,8/0,7-6/32,5/AL | 2.8/0.7 | 1440/720 | 6 | 32.5 | 128.6 | 500 | ④* |
| | | | VDO-800-4/8D/2,8/0,7-6/35/AL | 2.8/0.7 | 1440/720 | 6 | 35 | 128.6 | 500 | ⑤* |
| | | | VDO-800-4/8D/3,8/1-6/37,5/AL | 3.8/1 | 1440/720 | 6 | 37.5 | 138.6 | 500 | ⑥* |
| | | | VDO-800-4/8D/3,8/1-6/40/AL | 3.8/1 | 1440/720 | 6 | 40 | 138.6 | 500 | ⑦* |
| | | | VDO-800-4/8D/5/1,3-6/45/AL | 5/1.3 | 1440/720 | 6 | 45 | 163.6 | 600 | ⑧* |

* maximum speed graph

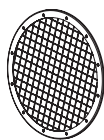
Accessories:



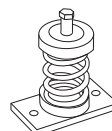
KOM-VO...400/2
backdraft damper



SR
silencer
SRV

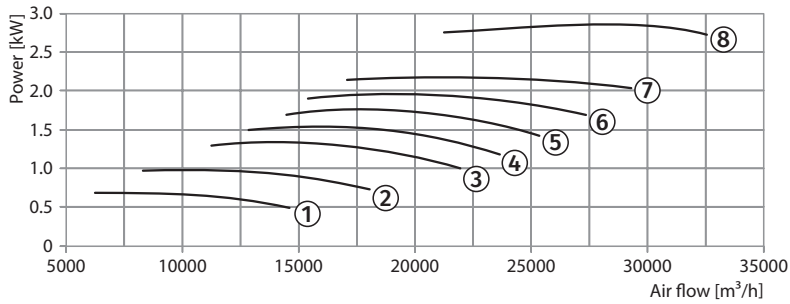
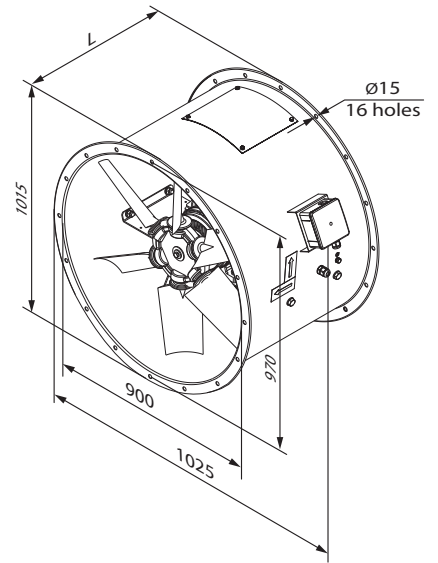
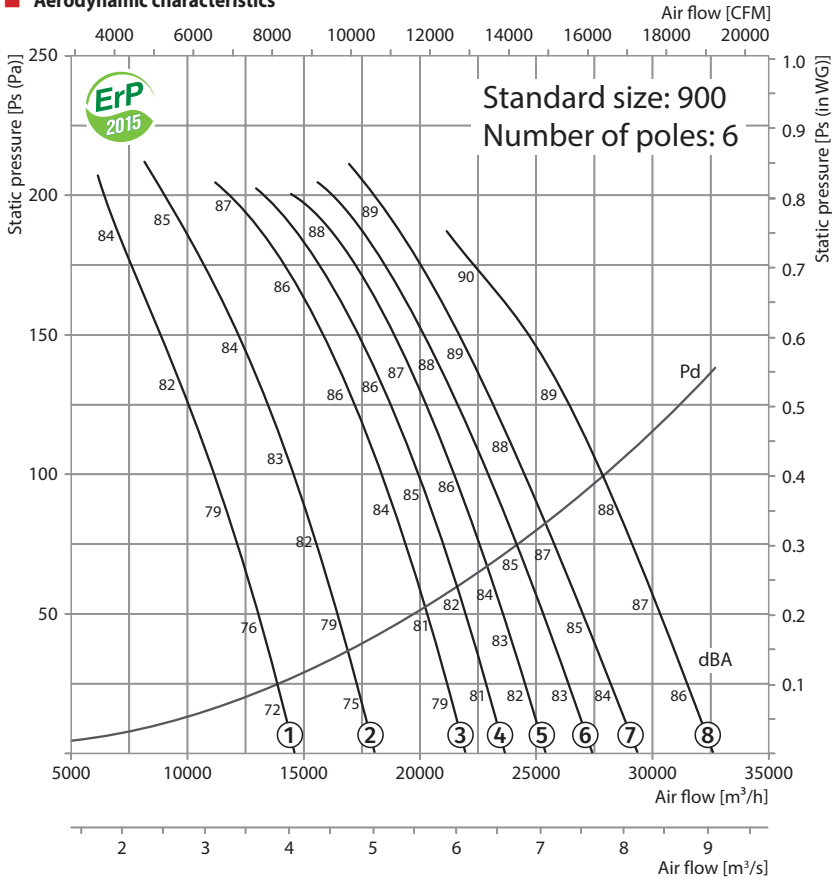


SZ-VO
protective mesh



VVCp
anti-vibration mount

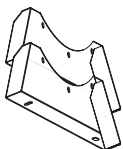
Aerodynamic characteristics



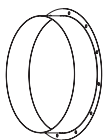
Technical data:

| Size | Number of poles | Voltage [V/50 Hz] | Model | Installed motor power Ny [kW] | RPM [min ⁻¹] | Q-ty of blades | Blade setting angle [°] | Weight [kg] | Lenght L [mm] | Curve number on graph |
|------|-----------------|-------------------|--------------------------|-------------------------------|--------------------------|----------------|-------------------------|-------------|---------------|-----------------------|
| 900 | 6 | 3~400 | VDO-900-6D/0,75-8/20/AL | 0.75 | 960 | 8 | 20 | 120.8 | 400 | ① |
| | | | VDO-900-6D/1,1-8/25/AL | 1.1 | 960 | 8 | 25 | 124.8 | 400 | ② |
| | | | VDO-900-6D/1,5-8/30/AL | 1.5 | 960 | 8 | 30 | 127.8 | 500 | ③ |
| | | | VDO-900-6D/1,5-8/32,5/AL | 1.5 | 960 | 8 | 32,5 | 127.8 | 500 | ④ |
| | | | VDO-900-6D/2,2-8/35/AL | 2.2 | 960 | 8 | 35 | 138.8 | 500 | ⑤ |
| | | | VDO-900-6D/2,2-8/37,5/AL | 2.2 | 960 | 8 | 37,5 | 138.8 | 500 | ⑥ |
| | | | VDO-900-6D/2,2-8/40/AL | 2.2 | 960 | 8 | 40 | 138.8 | 500 | ⑦ |
| | | | VDO-900-6D/3-8/45/AL | 3 | 960 | 8 | 45 | 152.8 | 500 | ⑧ |

Accessories:



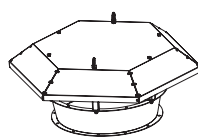
O-VO carrier



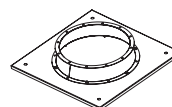
F-VO flange



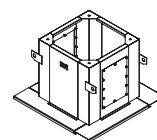
VVGf-VO...400/2 flexible joint



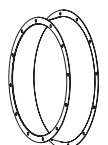
Z-VO hood



PK-VO roof adapter

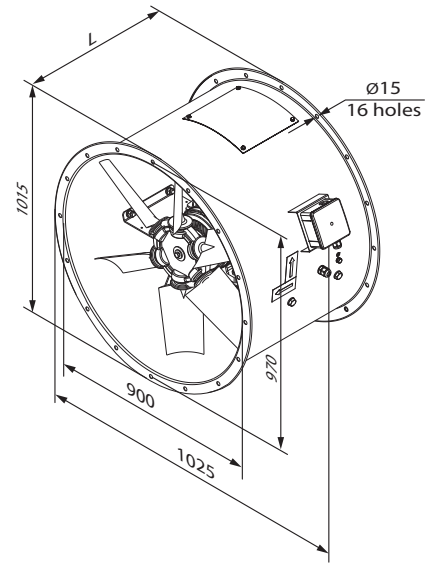
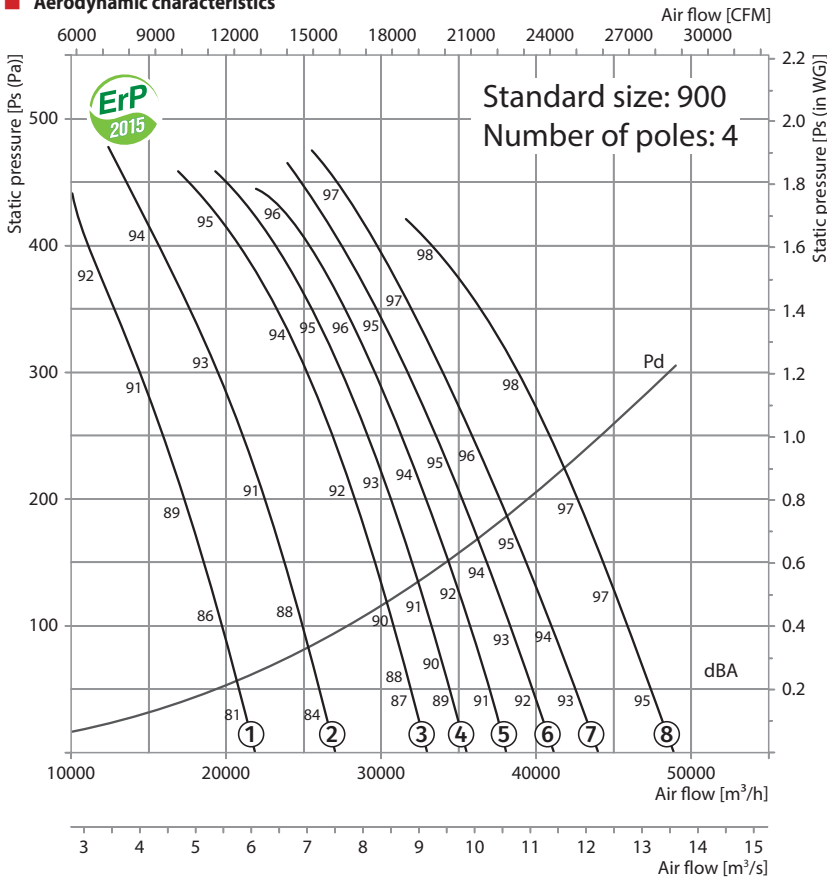


SM-VO mounting curb

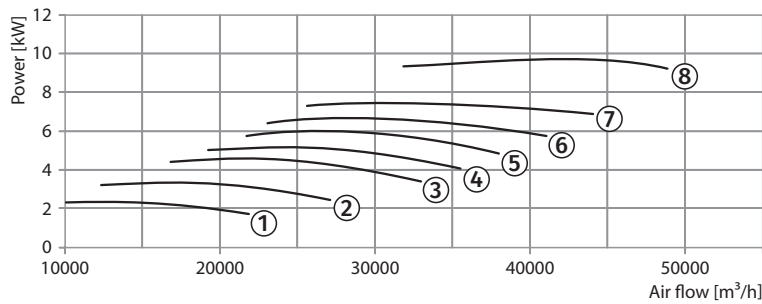


VK-VO inlet cone

Aerodynamic characteristics



VDO-900-4

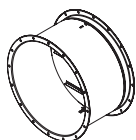


Technical data:

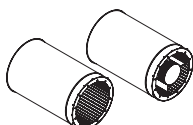
| Size | Number of poles | Voltage [V/50 Hz] | Model | Installed motor power Ny [kW] | RPM [min ⁻¹] | Q-ty of blades | Blade setting angle [°] | Weight [kg] | Lenght L [mm] | Curve number on graph |
|------|-----------------|-------------------|--------------------------------|-------------------------------|--------------------------|----------------|-------------------------|-------------|---------------|-----------------------|
| 900 | 4 | 3~400 | VDO-900-4D/3-8/20/AL | 3 | 1440 | 8 | 20 | 133.8 | 400 | ① |
| | | | VDO-900-4D/4-8/25/AL | 4 | 1440 | 8 | 25 | 147.8 | 500 | ② |
| | | | VDO-900-4D/5,5-8/30/AL | 5.5 | 1440 | 8 | 30 | 161.8 | 500 | ③ |
| | | | VDO-900-4D/5,5-8/32,5/AL | 5.5 | 1440 | 8 | 32.5 | 161.8 | 500 | ④ |
| | | | VDO-900-4D/7,5-8/35/AL | 7.5 | 1440 | 8 | 35 | 169.8 | 600 | ⑤ |
| | | | VDO-900-4D/7,5-8/37,5/AL | 7.5 | 1440 | 8 | 37.5 | 169.8 | 600 | ⑥ |
| | | | VDO-900-4D/7,5-8/40/AL | 7.5 | 1440 | 8 | 40 | 169.8 | 600 | ⑦ |
| | | | VDO-900-4D/11-8/45/AL | 11.0 | 1440 | 8 | 45 | 206.8 | 600 | ⑧ |
| 900 | 4/8 | 3~400 | VDO-900-4/8D/2,8/0,7-8/20/AL | 2.8/0.7 | 1440/720 | 8 | 20 | 133.8 | 500 | ①* |
| | | | VDO-900-4/8D/3,8/1-8/25/AL | 3.8/1 | 1440/720 | 8 | 25 | 143.8 | 500 | ②* |
| | | | VDO-900-4/8D/5/1,3-8/30/AL | 5/1.3 | 1440/720 | 8 | 30 | 168.8 | 600 | ③* |
| | | | VDO-900-4/8D/7,2/1,8-8/32,5/AL | 7.2/1.8 | 1440/720 | 8 | 32.5 | 180.8 | 600 | ④* |
| | | | VDO-900-4/8D/7,2/1,8-8/35/AL | 7.2/1.8 | 1440/720 | 8 | 35 | 180.8 | 600 | ⑤* |
| | | | VDO-900-4/8D/7,2/1,8-8/37,5/AL | 7.2/1.8 | 1440/720 | 8 | 37.5 | 180.8 | 600 | ⑥* |
| | | | VDO-900-4/8D/11/3-8/40/AL | 11/3 | 1440/720 | 8 | 40 | 219.8 | 700 | ⑦* |
| | | | VDO-900-4/8D/11/3-8/45/AL | 11/3 | 1440/720 | 8 | 45 | 219.8 | 700 | ⑧* |

* maximum speed graph

Accessories:

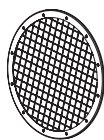


KOM-VO...400/2
backdraft damper

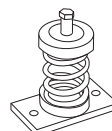


SR
silencer

SRV

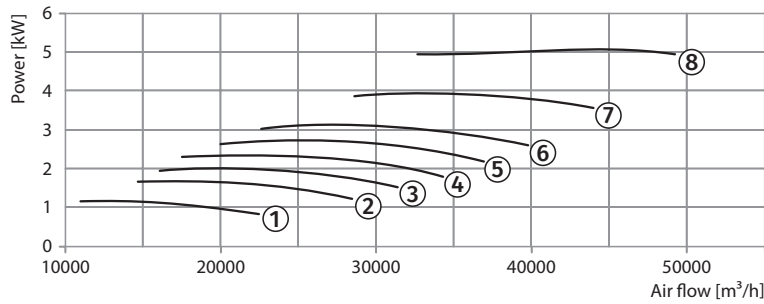
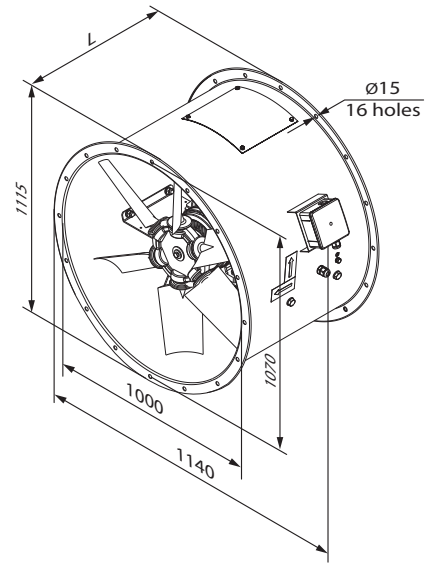
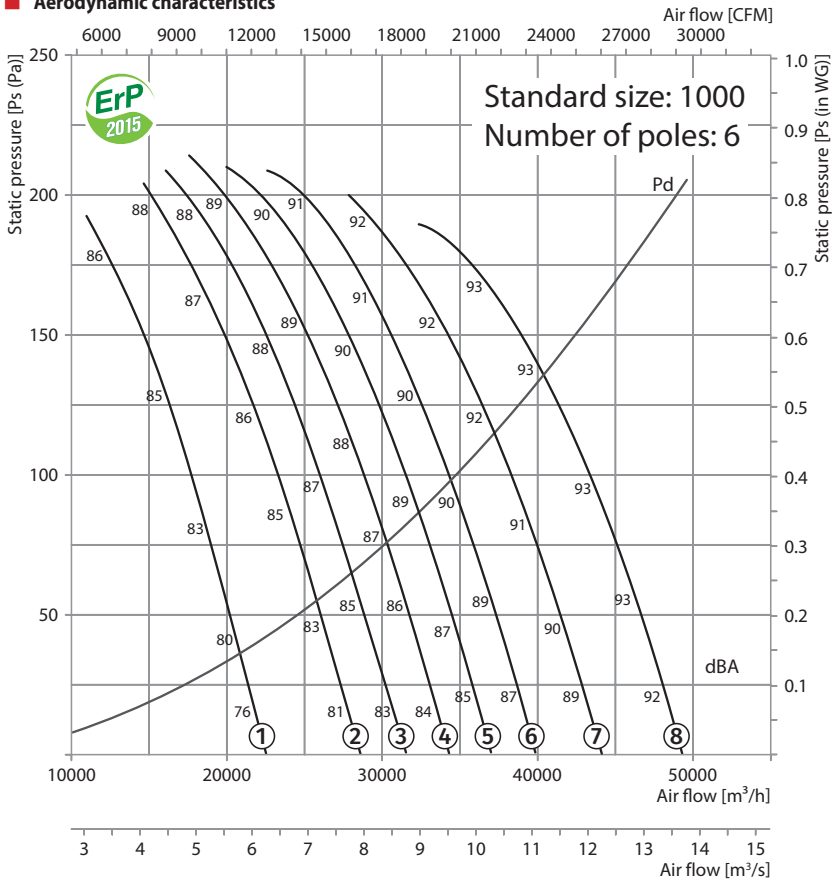


SZ-VO
protective mesh



VVCp
anti-vibration mount

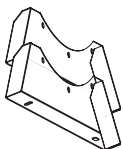
Aerodynamic characteristics



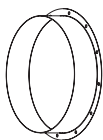
Technical data:

| Size | Number of poles | Voltage [V/50 Hz] | Model | Installed motor power Ny [kW] | RPM [min ⁻¹] | Q-ty of blades | Blade setting angle [°] | Weight [kg] | Lenght L [mm] | Curve number on graph |
|------|-----------------|-------------------|---------------------------|-------------------------------|--------------------------|----------------|-------------------------|-------------|---------------|-----------------------|
| 1000 | 6 | 3~400 | VDO-1000-6D/1,5-8/25/AL | 1.5 | 960 | 8 | 25 | 165.5 | 550 | ① |
| | | | VDO-1000-6D/2,2-8/30/AL | 2.2 | 960 | 8 | 30 | 176.5 | 550 | ② |
| | | | VDO-1000-6D/2,2-8/32,5/AL | 2.2 | 960 | 8 | 32.5 | 176.5 | 550 | ③ |
| | | | VDO-1000-6D/3-8/35/AL | 3 | 960 | 8 | 35 | 190.5 | 650 | ④ |
| | | | VDO-1000-6D/3-8/37,5/AL | 3 | 960 | 8 | 37.5 | 190.5 | 650 | ⑤ |
| | | | VDO-1000-6D/4-8/40/AL | 4 | 960 | 8 | 40 | 204.5 | 650 | ⑥ |
| | | | VDO-1000-6D/5,5-8/45/AL | 5.5 | 960 | 8 | 45 | 211.5 | 650 | ⑦ |
| | | | VDO-1000-6D/5,5-8/50/AL | 5.5 | 960 | 8 | 50 | 211.5 | 650 | ⑧ |

Accessories:



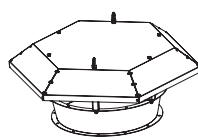
O-VO carrier



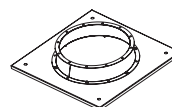
F-VO flange



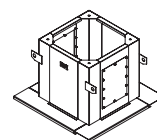
VVGf-VO...400/2 flexible joint



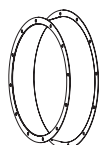
Z-VO hood



PK-VO roof adapter

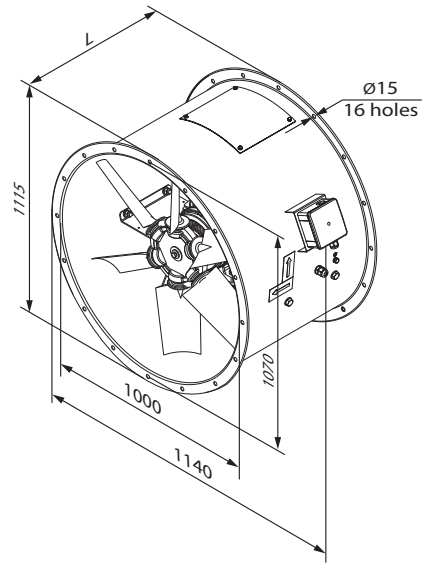
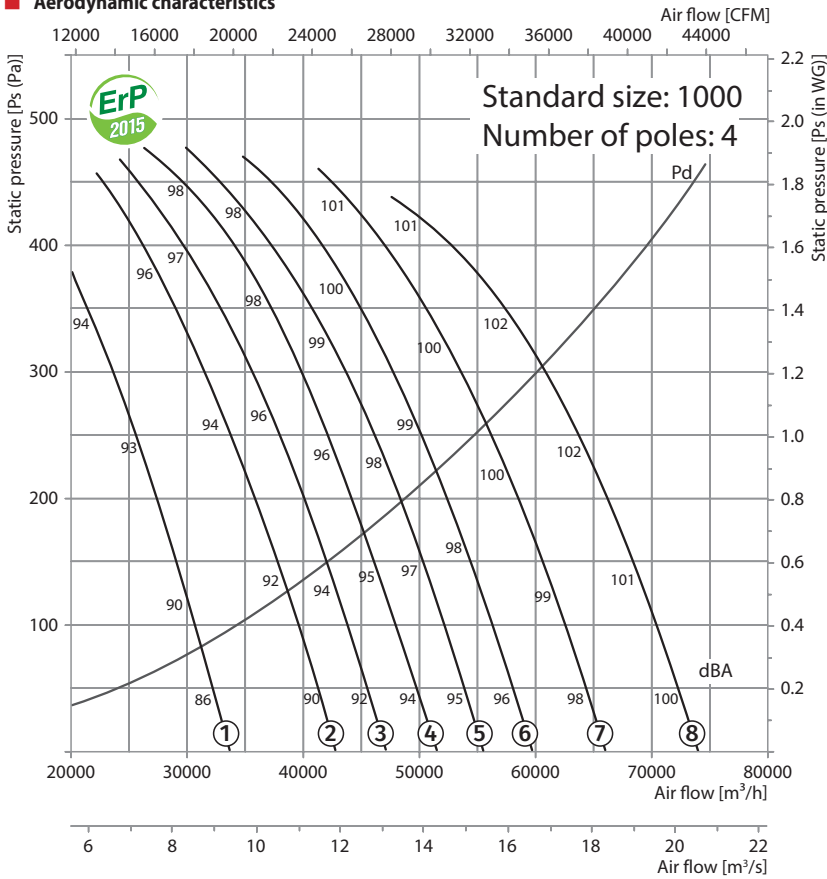


SM-VO mounting curb

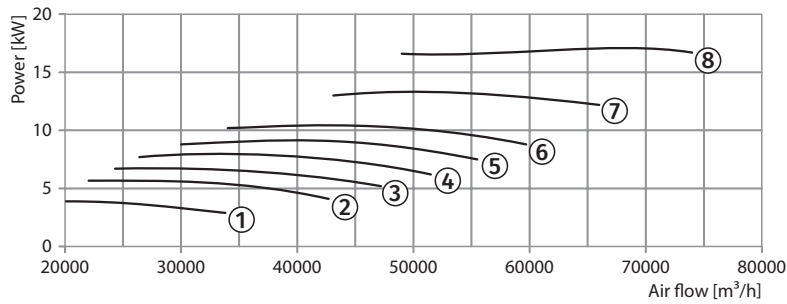


VK-VO inlet cone

Aerodynamic characteristics



VDO-1000-4

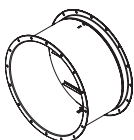


Technical data:

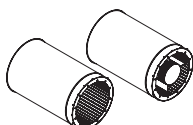
| Size | Number of poles | Voltage [V/50 Hz] | Model | Installed motor power Ny [kW] | RPM [min ⁻¹] | Q-ty of blades | Blade setting angle [°] | Weight [kg] | Lenght L [mm] | Curve number on graph |
|------|-----------------|-------------------|---------------------------------|-------------------------------|--------------------------|----------------|-------------------------|-------------|---------------|-----------------------|
| 1000 | 4 | 3~400 | VDO-1000-4D/5,5-8/25/AL | 5.5 | 1440 | 8 | 25 | 199.5 | 550 | ① |
| | | | VDO-1000-4D/7,5-8/30/AL | 7.5 | 1440 | 8 | 30 | 207.5 | 650 | ② |
| | | | VDO-1000-4D/7,5-8/32,5/AL | 7.5 | 1440 | 8 | 32.5 | 207.5 | 650 | ③ |
| | | | VDO-1000-4D/9,2-8/35/AL | 9.2 | 1440 | 8 | 35 | 226.5 | 650 | ④ |
| | | | VDO-1000-4D/11-8/37,5/AL | 11 | 1440 | 8 | 37.5 | 244.5 | 750 | ⑤ |
| | | | VDO-1000-4D/11-8/40/AL | 11 | 1440 | 8 | 40 | 244.5 | 750 | ⑥ |
| | | | VDO-1000-4D/15-8/45/AL | 15 | 1440 | 8 | 45 | 259.5 | 750 | ⑦ |
| | | | VDO-1000-4D/18,5-8/50/AL | 18.5 | 1440 | 8 | 50 | 312.5 | 850 | ⑧ |
| 1000 | 4/8 | 3~400 | VDO-1000-4/8D/5/1,3-8/25/AL | 5/1.3 | 1440/720 | 8 | 25 | 206.5 | 550 | ①* |
| | | | VDO-1000-4/8D/7,2/1,8-8/30/AL | 7.2/1.8 | 1440/720 | 8 | 30 | 218.5 | 650 | ②* |
| | | | VDO-1000-4/8D/7,2/1,8-8/32,5/AL | 7.2/1.8 | 1440/720 | 8 | 32.5 | 218.5 | 650 | ③* |
| | | | VDO-1000-4/8D/11/3-8/35/AL | 11/3 | 1440/720 | 8 | 35 | 257.5 | 650 | ④* |
| | | | VDO-1000-4/8D/11/3-8/37,5/AL | 11/3 | 1440/720 | 8 | 37.5 | 257.5 | 750 | ⑤* |
| | | | VDO-1000-4/8D/11/3-8/40/AL | 11/3 | 1440/720 | 8 | 40 | 257.5 | 750 | ⑥* |
| | | | VDO-1000-4/8D/14/3,5-8/45/AL | 14/3.5 | 1440/720 | 8 | 45 | 273.5 | 750 | ⑦* |
| | | | VDO-1000-4/8D/17/4,3-8/50/AL | 17/4.3 | 1440/720 | 8 | 50 | 273.5 | 850 | ⑧* |

* maximum speed graph

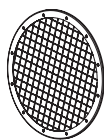
Accessories:



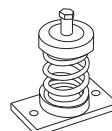
KOM-VO...400/2
backdraft damper



SR
silencer SRV

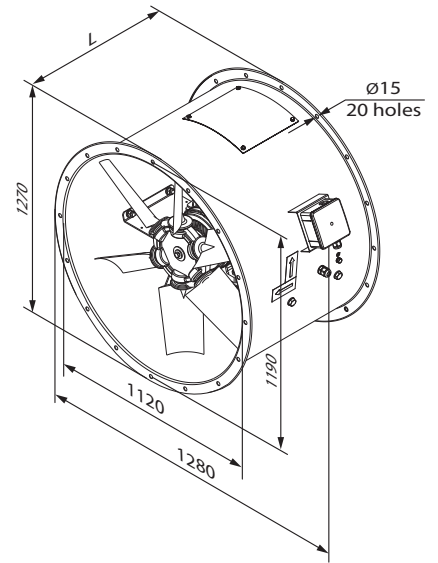
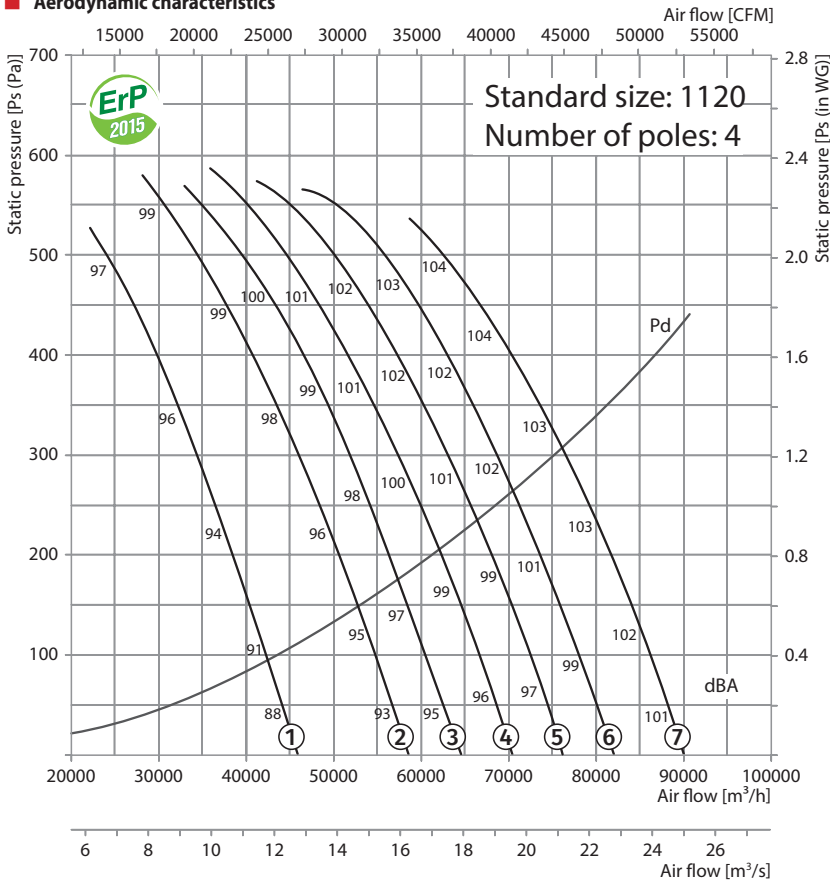


SZ-VO
protective mesh

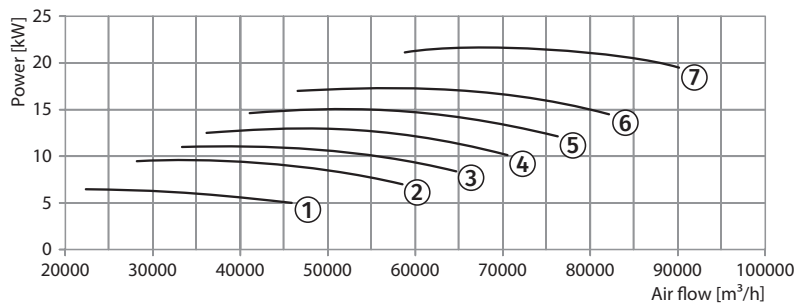


VVCp
anti-vibration mount

Aerodynamic characteristics



VDO-1120-4

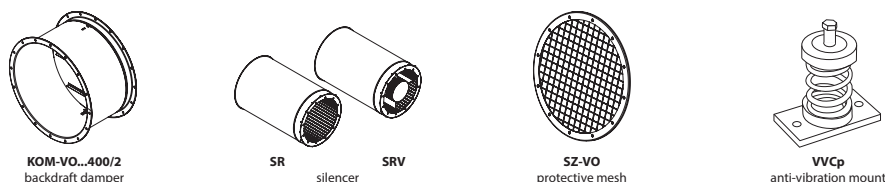


Technical data:

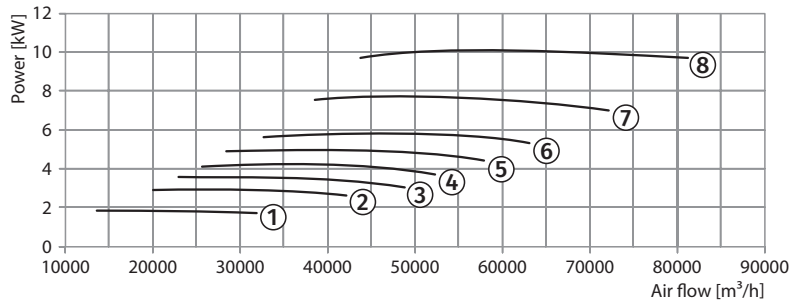
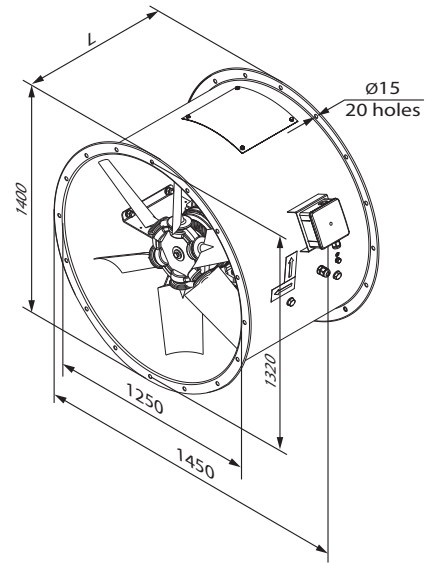
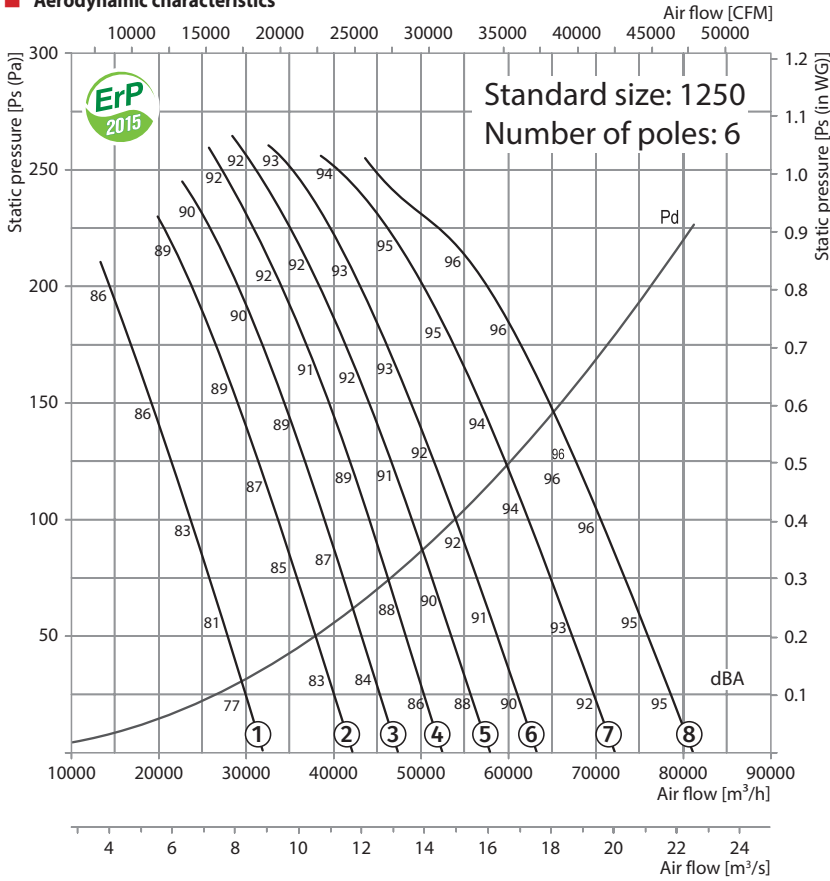
| Size | Number of poles | Voltage [V/50 Hz] | Model | Installed motor power Ny [kW] | RPM [min ⁻¹] | Q-ty of blades | Blade setting angle [°] | Weight [kg] | Lenght L [mm] | Curve number on graph |
|------|-----------------|-------------------|--------------------------------|-------------------------------|--------------------------|----------------|-------------------------|-------------|---------------|-----------------------|
| 1120 | 4 | 3~400 | VDO-1120-4D/7,5-8/25/AL | 7.5 | 1440 | 8 | 25 | 226.5 | 650 | ① |
| | | | VDO-1120-4D/11-8/30/AL | 11 | 1440 | 8 | 30 | 263.5 | 750 | ② |
| | | | VDO-1120-4D/11-8/32,5/AL | 11 | 1440 | 8 | 32.5 | 263.5 | 750 | ③ |
| | | | VDO-1120-4D/15-8/35/AL | 15 | 1440 | 8 | 35 | 278.5 | 750 | ④ |
| | | | VDO-1120-4D/18,5-8/37,5/AL | 18.5 | 1440 | 8 | 37.5 | 331.5 | 850 | ⑤ |
| | | | VDO-1120-4D/18,5-8/40/AL | 18.5 | 1440 | 8 | 40 | 331.5 | 850 | ⑥ |
| | | | VDO-1120-4D/22-8/45/AL | 22 | 1440 | 8 | 45 | 342.5 | 850 | ⑦ |
| 1120 | 4/8 | 3~400 | VDO-1120-4/8D/7,2/1,8-8/25/AL | 7.2/1.8 | 1440/720 | 8 | 25 | 237.5 | 650 | ①* |
| | | | VDO-1120-4/8D/11/3-8/30/AL | 11/3 | 1440/720 | 8 | 30 | 276.5 | 750 | ②* |
| | | | VDO-1120-4/8D/11/3-8/32,5/AL | 11/3 | 1440/720 | 8 | 32.5 | 276.5 | 750 | ③* |
| | | | VDO-1120-4/8D/14/3,5-8/35/AL | 14/3.5 | 1440/720 | 8 | 35 | 292.5 | 750 | ④* |
| | | | VDO-1120-4/8D/17/4,3-8/37,5/AL | 17/4.3 | 1440/720 | 8 | 37.5 | 319.5 | 850 | ⑤* |
| | | | VDO-1120-4/8D/20/5-8/40/AL | 20/5 | 1440/720 | 8 | 40 | 334.5 | 850 | ⑥* |
| | | | VDO-1120-4/8D/28/6,5-8/45/AL | 28/6.5 | 1440/720 | 8 | 45 | 392.5 | 850 | ⑦* |

* maximum speed graph

Accessories:



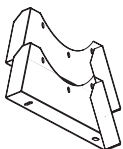
Aerodynamic characteristics



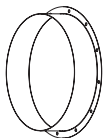
Technical data:

| Size | Number of poles | Voltage [V/50 Hz] | Model | Installed motor power Ny [kW] | RPM [min ⁻¹] | Q-ty of blades | Blade setting angle [°] | Weight [kg] | Lenght L [mm] | Curve number on graph |
|------|-----------------|-------------------|---------------------------|-------------------------------|--------------------------|----------------|-------------------------|-------------|---------------|-----------------------|
| 1250 | 6 | 3~400 | VDO-1250-6D/2,2-8/25/AL | 2.2 | 960 | 8 | 25 | 214.5 | 550 | ① |
| | | | VDO-1250-6D/3-8/30/AL | 3 | 960 | 8 | 30 | 228.5 | 650 | ② |
| | | | VDO-1250-6D/4-8/32,5/AL | 4 | 960 | 8 | 32.5 | 242.5 | 650 | ③ |
| | | | VDO-1250-6D/5,5-8/35/AL | 5.5 | 960 | 8 | 35 | 249.5 | 650 | ④ |
| | | | VDO-1250-6D/5,5-8/37,5/AL | 5.5 | 960 | 8 | 37.5 | 249.5 | 650 | ⑤ |
| | | | VDO-1250-6D/7,5-8/40/AL | 7.5 | 960 | 8 | 40 | 281.5 | 750 | ⑥ |
| | | | VDO-1250-6D/9,2-8/45/AL | 9.2 | 960 | 8 | 45 | 293.5 | 750 | ⑦ |
| | | | VDO-1250-6D/11-8/50/AL | 11 | 960 | 8 | 50 | 306.5 | 750 | ⑧ |

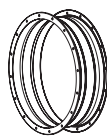
Accessories:



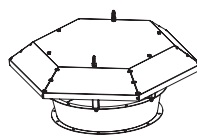
O-VO carrier



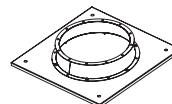
F-VO flange



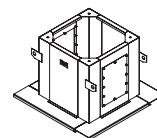
VVGf-VO...400/2 flexible joint



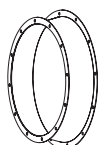
Z-VO hood



PK-VO roof adapter

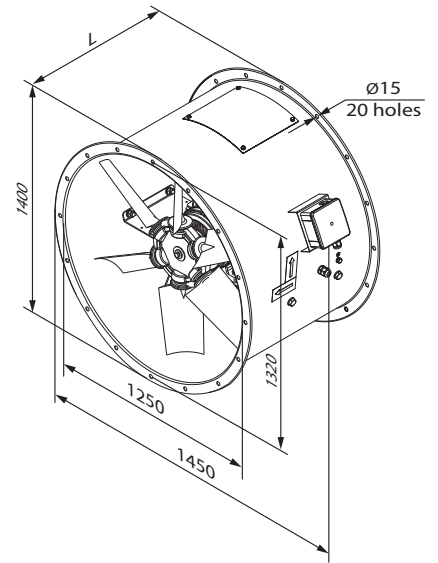
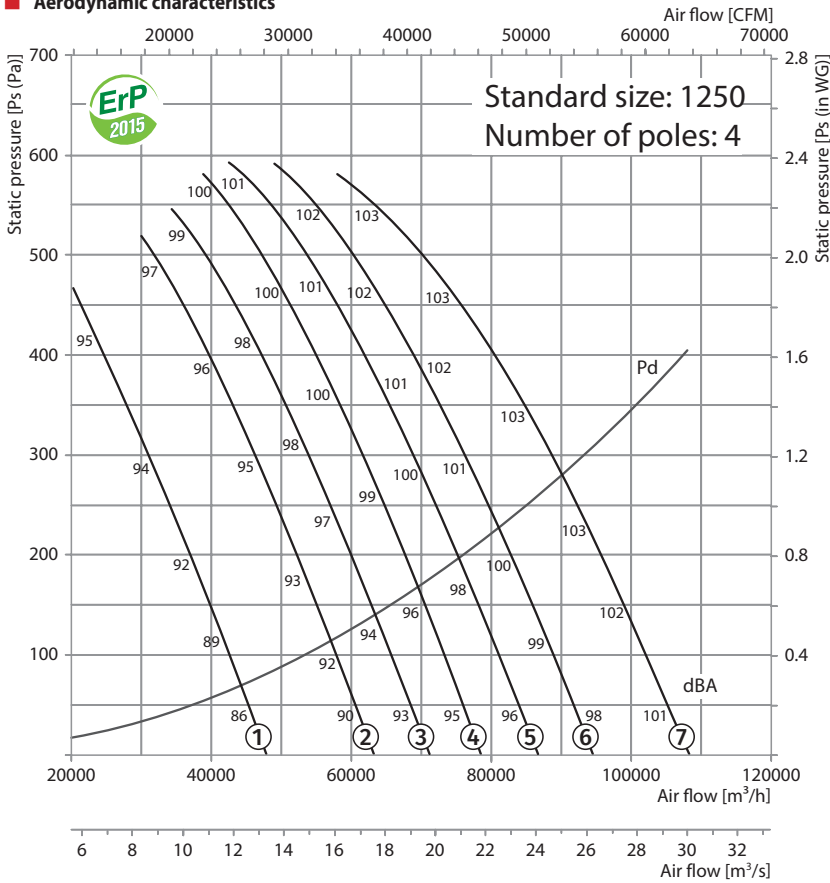


SM-VO mounting curb

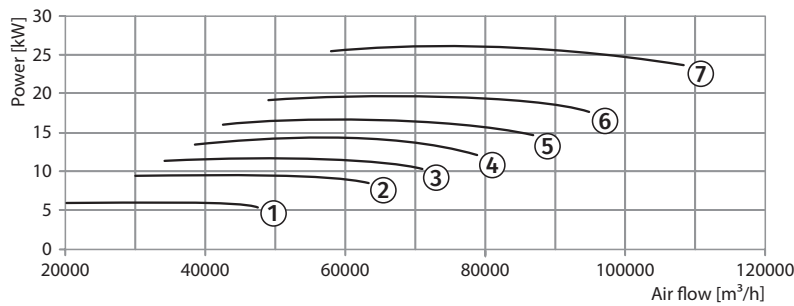


VK-VO inlet cone

Aerodynamic characteristics



VDO-1250-4

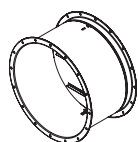


Technical data:

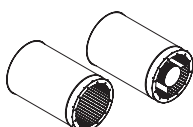
| Size | Number of poles | Voltage [V/50 Hz] | Model | Installed motor power Ny [kW] | RPM [min ⁻¹] | Q-ty of blades | Blade setting angle [°] | Weight [kg] | Lenght L [mm] | Curve number on graph |
|------|-----------------|-------------------|--------------------------------|-------------------------------|--------------------------|----------------|-------------------------|-------------|---------------|-----------------------|
| 1250 | 4 | 3~400 | VDO-1250-4D/7,5-8/25/AL | 7.5 | 1440 | 8 | 25 | 245.5 | 650 | ① |
| | | | VDO-1250-4D/11-8/30/AL | 11 | 1440 | 8 | 30 | 282.5 | 750 | ② |
| | | | VDO-1250-4D/15-8/32,5/AL | 15 | 1440 | 8 | 32.5 | 297.5 | 750 | ③ |
| | | | VDO-1250-4D/15-8/35/AL | 15 | 1440 | 8 | 35 | 297.5 | 750 | ④ |
| | | | VDO-1250-4D/18,5-8/37,5/AL | 18.5 | 1440 | 8 | 37.5 | 350.5 | 850 | ⑤ |
| | | | VDO-1250-4D/22-8/40/AL | 22 | 1440 | 8 | 40 | 361.5 | 850 | ⑥ |
| | | | VDO-1250-4D/30-8/45/AL | 30 | 1440 | 8 | 45 | 424.5 | 850 | ⑦ |
| 1250 | 4/8 | 3~400 | VDO-1250-4/8D/7,2/1,8-8/25/AL | 7.2/1.8 | 1440/720 | 8 | 25 | 256.5 | 650 | ①* |
| | | | VDO-1250-4/8D/11/3-8/30/AL | 11/3 | 1440/720 | 8 | 30 | 295.5 | 750 | ②* |
| | | | VDO-1250-4/8D/14/3,5-8/32,5/AL | 14/3.5 | 1440/720 | 8 | 32.5 | 311.5 | 750 | ③* |
| | | | VDO-1250-4/8D/14/3,5-8/35/AL | 14/3.5 | 1440/720 | 8 | 35 | 311.5 | 750 | ④* |
| | | | VDO-1250-4/8D/17/4,3-8/37,5/AL | 17/4.3 | 1440/720 | 8 | 37.5 | 338.5 | 850 | ⑤* |
| | | | VDO-1250-4/8D/20/5-8/40/AL | 20/5 | 1440/720 | 8 | 40 | 353.5 | 850 | ⑥* |
| | | | VDO-1250-4/8D/28/6,5-8/45/AL | 28/6.5 | 1440/720 | 8 | 45 | 411.5 | 850 | ⑦* |

* maximum speed graph

Accessories:

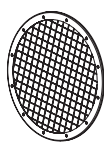


KOM-VO...400/2
backdraft damper

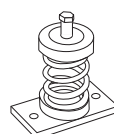


SR
silencer

SRV



















SZ-VO
protective mesh








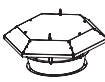
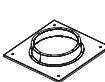
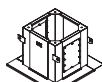








VVCp
anti-vibration mount

VPVO AND VDO FAN ACCESSORIES

■ VPVO and VDO fan accessory selection table

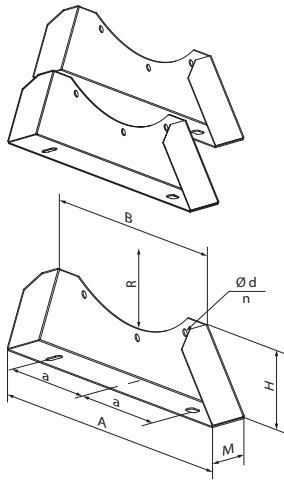
| Fan |  | Ø 400 | Ø 450 | Ø 500 | Ø 560 | Ø 630 |
|-----------------------------------|---|--------------------------------|--------------------------------|--------------------------------|--------------------------------|--------------------------------|
| Carrier |  | O-VO-400 | O-VO-450 | O-VO-500 | O-VO-560 | O-VO-630 |
| Flange |  | F-VO-400 | F-VO-450 | F-VO-500 | F-VO-560 | F-VO-630 |
| Flexible joint |  | VVGF-VO-400 | VVGF-VO-450 | VVGF-VO-500 | VVGF-VO-560 | VVGF-VO-630 |
| Flexible joint up to 400°C |  | VVGF-VO-400 - 400/2 | VVGF-VO-450 - 400/2 | VVGF-VO-500 - 400/2 | VVGF-VO-560 - 400/2 | VVGF-VO-630 - 400/2 |
| Hood |  | Z-VO-400 | Z-VO-450 | Z-VO-500 | Z-VO-560 | Z-VO-630 |
| Roof adapter |  | PK-VO-400 | PK-VO-450 | PK-VO-500 | PK-VO-560 | PK-VO-630 |
| Mounting curb |  | SM-VO-400-450 | | SM-VO-500 | SM-VO-560-630 | |
| Inlet cone |  | VK-VO-400 | VK-VO-450 | VK-VO-500 | VK-VO-560 | VK-VO-630 |
| Backdraft damper |  | KOM-VO-400 KOM-VO-400-400/2 | KOM-VO-450 KOM-VO-450-400/2 | KOM-VO-500 KOM-VO-500-400/2 | KOM-VO-560 KOM-VO-560-400/2 | KOM-VO-630 KOM-VO-630-400/2 |
| Backdraft damper |  | KOM1-VO-400 | KOM1-VO-450 | KOM1-VO-500 | KOM1-VO-560 | KOM1-VO-630 |
| Silencer |  | SR-400-1D | SR-450-1D | SR-500-1D | SR-560-1D | SR-630-1D |
| | | SR-400-1.5D | SR-450-1.5D | SR-500-1.5D | SR-560-1.5D | SR-630-1.5D |
| | | SR-400-2D | SR-450-2D | SR-500-2D | SR-560-2D | SR-630-2D |
| Silencer |  | SRV-400-1D | SRV-450-1D | SRV-500-1D | SRV-560-1D | SRV-630-1D |
| | | SRV-400-1.5D | SRV-450-1.5D | SRV-500-1.5D | SRV-560-1.5D | SRV-630-1.5D |
| | | SRV-400-2D | SRV-450-2D | SRV-500-2D | SRV-560-2D | SRV-630-2D |
| Protective mesh |  | SZ-VO-400 | SZ-VO-450 | SZ-VO-500 | SZ-VO-560 | SZ-VO-630 |
| Spring-loaded antivibration mount |  | VVCp* | VVCp* | VVCp* | VVCp* | VVCp* |
| Rubber antivibration mount |  | VVCr* | VVCr* | VVCr* | VVCr* | VVCr* |

* selection according to the fan weight

| Ø 710 | Ø 800 | Ø 900 | Ø 1000 | Ø 1120 | Ø 1250 |  | Fan |
|--------------------------------|--------------------------------|--------------------------------|----------------------------------|----------------------------------|----------------------------------|---|-----------------------------------|
| O-VO-710 | O-VO-800 | O-VO-900 | O-VO-1000 | O-VO-1120 | O-VO-1250 |  | Carrier |
| F-VO-710 | F-VO-800 | F-VO-900 | F-VO-1000 | F-VO-1120 | F-VO-1250 |  | Flange |
| VVGF-VO-710 | VVGF-VO-800 | VVGF-VO-900 | VVGF-VO-1000 | VVGF-VO-1120 | VVGF-VO-1250 |  | Flexible joint |
| VVGF-VO-710 - 400/2 | VVGF-VO-800 - 400/2 | VVGF-VO-900 - 400/2 | VVGF-VO-1000 - 400/2 | VVGF-VO-1120 - 400/2 | VVGF-VO-1250 - 400/2 |  | Flexible joint up to 400°C |
| Z-VO-710 | Z-VO-800 | Z-VO-900 | Z-VO-1000 | Z-VO-1120 | Z-VO-1250 |  | Hood |
| PK-VO-710 | PK-VO-800 | PK-VO-900 | PK-VO-1000 | PK-VO-1120 | PK-VO-1250 |  | Roof adapter |
| SM-VO-710-800 | SM-VO-900 | | SM-VO-1000-1120 | | SM-VO-1250 |  | Mounting curb |
| VK-VO-710 | VK-VO-800 | VK-VO-900 | VK-VO-1000 | VK-VO-1120 | VK-VO-1250 |  | Inlet cone |
| KOM-VO-710 KOM-VO-710-400/2 | KOM-VO-800 KOM-VO-800-400/2 | KOM-VO-900 KOM-VO-900-400/2 | KOM-VO-1000 KOM-VO-1000-400/2 | KOM-VO-1120 KOM-VO-1120-400/2 | KOM-VO-1250 KOM-VO-1250-400/2 |  | Backdraft damper |
| KOM1-VO-710 | KOM1-VO-800 | KOM1-VO-900 | KOM1-VO-1000 | KOM1-VO-1120 | KOM1-VO-1250 |  | Backdraft damper |
| SR-710-1D | SR-800-1D | SR-900-1D | SR-1000-1D | SR-1120-1D | SR-1250-1D |  | Silencer |
| SR-710-1.5D | SR-800-1.5D | SR-900-1.5D | SR-1000-1.5D | SR-1120-1.5D | SR-1250-1.5D | | |
| SR-710-2D | SR-800-2D | SR-900-2D | SR-1000-2D | SR-1120-2D | SR-1120-2D | | |
| SRV-710-1D | SRV-800-1D | SRV-900-1D | SRV-1000-1D | SRV-1120-1D | SRV-1250-1D |  | Silencer |
| SRV-710-1.5D | SRV-800-1.5D | SRV-900-1.5D | SRV-1000-1.5D | SRV-1120-1.5D | SRV-1250-1.5D | | |
| SRV-710-2D | SRV-800-2D | SRV-900-2D | SRV-1000-2D | SRV-1120-2D | SRV-1120-2D | | |
| SZ-VO-710 | SZ-VO-800 | SZ-VO-900 | SZ-VO-1000 | SZ-VO-1120 | SZ-VO-1250 |  | Protective mesh |
| VVCp* | VVCp* | VVCp* | VVCp* | VVCp* | VVCp* |  | Spring-loaded antivibration mount |
| VVCr* | VVCr* | VVCr* | VVCr* | VVCr* | VVCr* |  | Rubber antivibration mount |

* selection according to the fan weight

O-VO
carrier



Purpose

Used for mounting the fans to the floor, walls or ceiling.

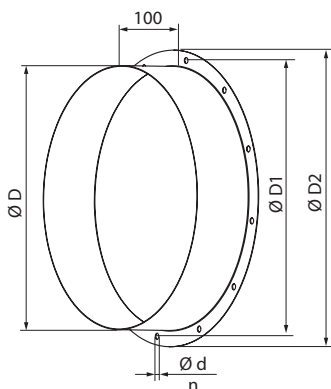
Design

The carrier consists of two brackets. The unit is made of steel with a polymer coating.

Overall dimensions

| Model | Dimensions [mm] | | | | | | | | Weight [kg] |
|-----------|-----------------|------|-----|----|-----|-----|----|---|-------------|
| | A | B | H | M | a | R | Ød | n | |
| O-VO-400 | 510 | 395 | 115 | 45 | 160 | 225 | 8 | 4 | 1.15 |
| O-VO-450 | 560 | 435 | 125 | 45 | 180 | 250 | 8 | 4 | 1.3 |
| O-VO-500 | 610 | 480 | 130 | 45 | 200 | 280 | 12 | 4 | 1.4 |
| O-VO-560 | 670 | 525 | 140 | 45 | 230 | 310 | 12 | 4 | 1.6 |
| O-VO-630 | 740 | 575 | 150 | 45 | 255 | 345 | 12 | 4 | 1.8 |
| O-VO-710 | 820 | 630 | 160 | 45 | 280 | 385 | 12 | 5 | 2.0 |
| O-VO-800 | 910 | 705 | 180 | 45 | 315 | 430 | 12 | 5 | 2.35 |
| O-VO-900 | 1020 | 795 | 215 | 52 | 360 | 485 | 15 | 5 | 6.3 |
| O-VO-1000 | 1120 | 875 | 235 | 52 | 400 | 535 | 15 | 5 | 7.2 |
| O-VO-1120 | 1240 | 1002 | 270 | 52 | 460 | 595 | 15 | 6 | 9.1 |
| O-VO-1250 | 1370 | 1087 | 285 | 52 | 510 | 660 | 15 | 6 | 10.25 |

F-VO
flange



Purpose

Enables attaching round ducts of appropriate size to the fan.

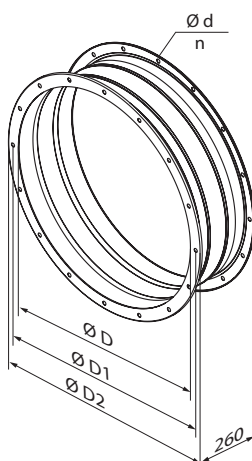
Design

The unit is made of steel with a polymer coating.

Overall dimensions

| Model | Dimensions [mm] | | | | | Weight [kg] |
|-----------|-----------------|------|------|----|----|-------------|
| | ØD | ØD1 | ØD2 | Ød | n | |
| F-VO-400 | 400 | 450 | 490 | 8 | 12 | 2.26 |
| F-VO-450 | 450 | 500 | 540 | 8 | 12 | 2.53 |
| F-VO-500 | 500 | 560 | 600 | 12 | 12 | 2.9 |
| F-VO-560 | 560 | 620 | 660 | 12 | 12 | 3.24 |
| F-VO-630 | 630 | 690 | 730 | 12 | 12 | 3.63 |
| F-VO-710 | 710 | 770 | 810 | 12 | 16 | 4.08 |
| F-VO-800 | 800 | 860 | 900 | 12 | 16 | 4.58 |
| F-VO-900 | 900 | 970 | 1015 | 15 | 16 | 5.41 |
| F-VO-1000 | 1000 | 1070 | 1115 | 15 | 16 | 6.0 |
| F-VO-1120 | 1120 | 1190 | 1270 | 15 | 20 | 7.51 |
| F-VO-1250 | 1250 | 1320 | 1400 | 15 | 20 | 8.36 |

VVGF-VO
VVGF-VO...400/2
flexible joint



Purpose

Flexible joints cancel out any potential vibrations transmitted by the fans or air handling units to the air ducting as well as partially compensate for the air duct assembly deformations caused by temperature variation.

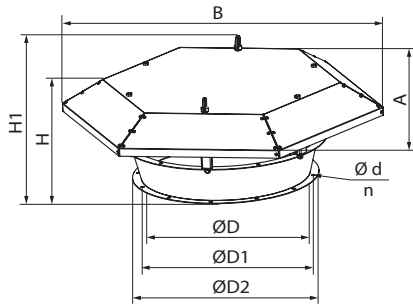
Design

The flexible joints are formed by two flanges joined with vibration-cancelling material and are made of polymer-coated steel and PVC tape reinforced with polyamide fabric. The joints are not intended to withstand any significant mechanical loads and, therefore, may not be used as load-bearing structures. The VVGF-VO...400/2 joints are designed for operation at a temperature of 400 °C for 2 hours.

Overall dimensions

| Model | | Dimensions [mm] | | | | | Weight [kg] |
|--------------|--------------------|-----------------|------|------|----|----|-------------|
| | | ØD | ØD1 | ØD2 | Ød | n | |
| VVGF-VO-400 | VVGF-VO-400-400/2 | 400 | 450 | 490 | 8 | 12 | 4.76 |
| VVGF-VO-450 | VVGF-VO-450-400/2 | 450 | 500 | 540 | 8 | 12 | 5.34 |
| VVGF-VO-500 | VVGF-VO-500-400/2 | 500 | 560 | 600 | 12 | 12 | 6.12 |
| VVGF-VO-560 | VVGF-VO-560-400/2 | 560 | 620 | 660 | 12 | 12 | 6.83 |
| VVGF-VO-630 | VVGF-VO-630-400/2 | 630 | 690 | 730 | 12 | 12 | 7.66 |
| VVGF-VO-710 | VVGF-VO-710-400/2 | 710 | 770 | 810 | 12 | 16 | 8.6 |
| VVGF-VO-800 | VVGF-VO-800-400/2 | 800 | 860 | 900 | 12 | 16 | 9.67 |
| VVGF-VO-900 | VVGF-VO-900-400/2 | 900 | 970 | 1015 | 15 | 16 | 11.4 |
| VVGF-VO-1000 | VVGF-VO-1000-400/2 | 1000 | 1070 | 1115 | 15 | 16 | 12.64 |
| VVGF-VO-1120 | VVGF-VO-1120-400/2 | 1120 | 1190 | 1270 | 15 | 20 | 15.73 |
| VVGF-VO-1250 | VVGF-VO-1250-400/2 | 1250 | 1320 | 1400 | 15 | 20 | 17.52 |

Z-VO hood



■ Purpose

Ensures trouble-free operation of fans on rooftops.

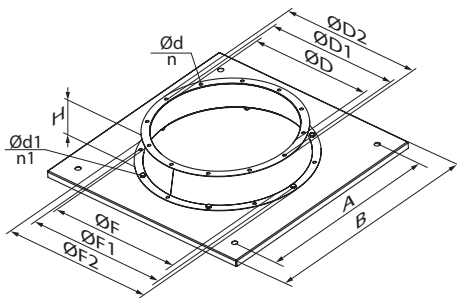
■ Design

The unit is made of steel with a polymer coating.

■ Overall dimensions

| Model | Dimensions [mm] | | | | | | | | | Weight [kg] |
|-----------|-----------------|------|------|----|----|-----|-----|------|------|-------------|
| | ØD | ØD1 | ØD2 | Ød | n | H | H1 | A | B | |
| Z-VO-400 | 400 | 450 | 490 | 8 | 12 | 265 | 301 | 672 | 774 | 10.15 |
| Z-VO-450 | 450 | 500 | 540 | 8 | 12 | 280 | 326 | 742 | 855 | 12.23 |
| Z-VO-500 | 500 | 560 | 600 | 12 | 12 | 320 | 367 | 790 | 910 | 13.88 |
| Z-VO-560 | 560 | 620 | 660 | 12 | 12 | 335 | 382 | 860 | 991 | 15.95 |
| Z-VO-630 | 630 | 690 | 730 | 12 | 12 | 360 | 406 | 988 | 1139 | 27.25 |
| Z-VO-710 | 710 | 770 | 810 | 12 | 16 | 420 | 466 | 1072 | 1236 | 36.54 |
| Z-VO-800 | 800 | 860 | 900 | 12 | 16 | 478 | 536 | 1190 | 1371 | 47.42 |
| Z-VO-900 | 900 | 970 | 1015 | 15 | 16 | 527 | 582 | 1346 | 1551 | 69.09 |
| Z-VO-1000 | 1000 | 1070 | 1115 | 15 | 16 | 655 | 710 | 1552 | 1789 | 99.81 |
| Z-VO-1120 | 1120 | 1190 | 1270 | 15 | 20 | 670 | 725 | 1707 | 1968 | 118 |
| Z-VO-1250 | 1250 | 1320 | 1400 | 15 | 20 | 700 | 755 | 1845 | 2128 | 136 |

PK-VO roof adapter



■ Purpose

The unit is used for mounting VPVO on rooftops.

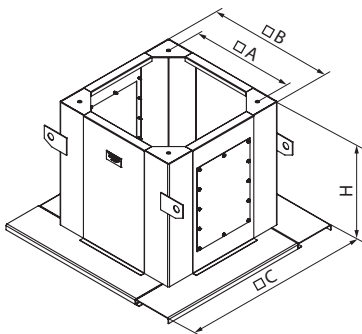
■ Design

The unit is made of steel with a polymer coating.

■ Overall dimensions

| Model | Dimensions [mm] | | | | | | | | | | | | | Weight [kg] |
|------------|-----------------|------|------|----|----|------|------|------|-----|----|------|------|-----|-------------|
| | ØD | ØD1 | ØD2 | Ød | n | ØF | ØF1 | ØF2 | Ød1 | n1 | A | B | H | |
| PK-VO-400 | 400 | 450 | 490 | 8 | 12 | 450 | 500 | 540 | 8 | 12 | 580 | 701 | 115 | 7.2 |
| PK-VO-450 | 450 | 500 | 540 | 8 | 12 | 500 | 560 | 600 | 12 | 12 | 580 | 701 | 130 | 7.5 |
| PK-VO-500 | 500 | 560 | 600 | 12 | 12 | 560 | 620 | 660 | 12 | 12 | 640 | 770 | 140 | 10.3 |
| PK-VO-560 | 560 | 620 | 660 | 12 | 12 | 630 | 690 | 730 | 12 | 12 | 750 | 920 | 155 | 14.2 |
| PK-VO-630 | 630 | 690 | 730 | 12 | 12 | 710 | 770 | 810 | 12 | 16 | 750 | 920 | 170 | 15.1 |
| PK-VO-710 | 710 | 770 | 810 | 12 | 16 | 800 | 860 | 900 | 12 | 16 | 980 | 1150 | 210 | 27.7 |
| PK-VO-800 | 800 | 860 | 900 | 12 | 16 | 900 | 970 | 1015 | 15 | 16 | 980 | 1150 | 230 | 28.7 |
| PK-VO-900 | 900 | 970 | 1015 | 15 | 16 | 1000 | 1070 | 1115 | 15 | 16 | 1050 | 1220 | 250 | 41.7 |
| PK-VO-1000 | 1000 | 1070 | 1115 | 15 | 16 | 1120 | 1190 | 1270 | 15 | 20 | 1340 | 1510 | 280 | 72.5 |
| PK-VO-1120 | 1120 | 1190 | 1270 | 15 | 20 | 1250 | 1320 | 1400 | 15 | 20 | 1340 | 1510 | 295 | 75.1 |
| PK-VO-1250 | 1250 | 1320 | 1400 | 15 | 20 | 1400 | 1470 | 1550 | 15 | 20 | 1500 | 1700 | 325 | 91 |

SM-VO mounting curb



■ Purpose

The mounting curb is designed to enable fan installation on rooftops.

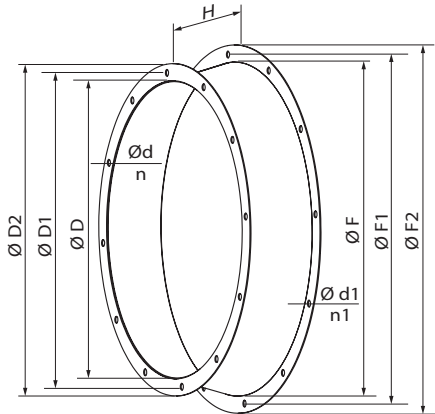
■ Design

The unit is made of steel with a polymer coating. The outer frames are supported for installation on the roof. The mounting curb is equipped with a side inspection door.

■ Overall dimensions

| Model | Dimensions [mm] | | | | Weight [kg] |
|-----------------|-----------------|------|------|------|-------------|
| | H | A | B | C | |
| SM-VO-400-450 | 600 | 580 | 692 | 979 | 50.1 |
| SM-VO-500 | 600 | 640 | 760 | 1047 | 53.7 |
| SM-VO-560-630 | 600 | 750 | 910 | 1197 | 61.8 |
| SM-VO-710-800 | 600 | 980 | 1140 | 1427 | 74.2 |
| SM-VO-900 | 650 | 1050 | 1208 | 1495 | 81.3 |
| SM-VO-1000-1120 | 750 | 1340 | 1498 | 1784 | 129.4 |
| SM-VO-1250 | 750 | 1500 | 1688 | 1974 | 143.1 |

VK-VO
inlet cone



■ Purpose

The inlet cone is recommended to be installed upstream of the fan to improve the air flow parameters. However, it must be installed in the absence of ducting attached to the fan inlet. The inlet cone helps reduce the fan dynamic pressure and increase the static component of the total fan pressure. The unit can be used in combination with the SZ-VPVO protective mesh which must be one size larger than the unit.

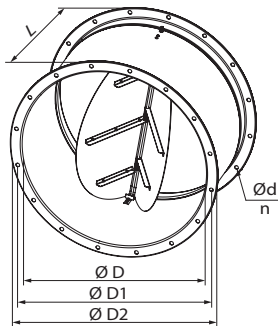
■ Design

The unit has two flanges and is made of steel with a polymer coating.

■ Overall dimensions

| Model | Dimensions [mm] | | | | | | | | | | Weight [kg] | |
|------------|-----------------|------|------|----|----|------|------|------|-----|-----|-------------|------|
| | ØD | ØD1 | ØD2 | Ød | n | ØF | ØF1 | ØF2 | H | Ød1 | | n1 |
| VK-VO-400 | 400 | 450 | 490 | 8 | 12 | 450 | 500 | 540 | 95 | 8 | 12 | 2.7 |
| VK-VO-450 | 450 | 500 | 540 | 8 | 12 | 500 | 560 | 600 | 110 | 12 | 12 | 3.3 |
| VK-VO-500 | 500 | 560 | 600 | 12 | 12 | 560 | 620 | 660 | 120 | 12 | 12 | 4.0 |
| VK-VO-560 | 560 | 620 | 660 | 12 | 12 | 630 | 690 | 730 | 135 | 12 | 12 | 4.65 |
| VK-VO-630 | 630 | 690 | 730 | 12 | 12 | 710 | 770 | 810 | 150 | 12 | 16 | 6.8 |
| VK-VO-710 | 710 | 770 | 810 | 12 | 16 | 800 | 860 | 900 | 170 | 12 | 16 | 12 |
| VK-VO-800 | 800 | 860 | 900 | 12 | 16 | 900 | 970 | 1015 | 190 | 15 | 16 | 15 |
| VK-VO-900 | 900 | 970 | 1015 | 15 | 16 | 1000 | 1070 | 1115 | 210 | 15 | 16 | 21 |
| VK-VO-1000 | 1000 | 1070 | 1115 | 15 | 16 | 1120 | 1190 | 1270 | 240 | 15 | 20 | 36.7 |
| VK-VO-1120 | 1120 | 1190 | 1270 | 15 | 20 | 1250 | 1320 | 1400 | 255 | 15 | 20 | 45 |
| VK-VO-1250 | 1250 | 1320 | 1400 | 15 | 20 | 1400 | 1470 | 1550 | 285 | 15 | 20 | 53.5 |

KOM-VO
KOM-VO...400/2
backdraft damper



■ Purpose

The backdraft damper with spring-loaded blades is used for shutoff of air flow in the air ducts and prevention of air backdraft during standstill of ventilation equipment. The damper blades are opened with the air pressure and closed with the spring. The damper placement in a ventilation system should account for the air flow direction. In case of a horizontal installation of the damper, the pivot axis of the blades must be true horizontal. A vertically installed damper is only suitable for air extraction duty. To assemble the VDO fans, use the KOM-VO ... 400/2 dampers, which are designed to operate at a temperature of 400 °C for 2 hours.

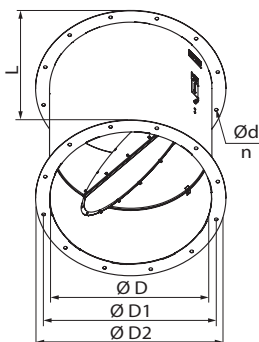
■ Design

The unit casing and the two spring-loaded blades are made of polymer-coated steel.

■ Overall dimensions

| Model | Dimensions [mm] | | | | | | Weight [kg] |
|--------------------------------|-----------------|------|------|----|----|-----|-------------|
| | ØD | ØD1 | ØD2 | Ød | n | L | |
| KOM-VO-400, KOM-VO-400-400/2 | 400 | 450 | 490 | 8 | 12 | 250 | 5.4 |
| KOM-VO-450, KOM-VO-450-400/2 | 450 | 500 | 540 | 8 | 12 | 250 | 6.2 |
| KOM-VO-500, KOM-VO-500-400/2 | 500 | 560 | 590 | 12 | 12 | 250 | 7.1 |
| KOM-VO-560, KOM-VO-560-400/2 | 560 | 620 | 650 | 12 | 12 | 320 | 9.6 |
| KOM-VO-630, KOM-VO-630-400/2 | 630 | 690 | 720 | 12 | 12 | 370 | 14.2 |
| KOM-VO-710, KOM-VO-710-400/2 | 710 | 770 | 810 | 12 | 16 | 390 | 21.4 |
| KOM-VO-800, KOM-VO-800-400/2 | 800 | 860 | 900 | 12 | 16 | 390 | 25.4 |
| KOM-VO-900, KOM-VO-900-400/2 | 900 | 970 | 1010 | 15 | 16 | 450 | 32.6 |
| KOM-VO-1000, KOM-VO-1000-400/2 | 1000 | 1070 | 1110 | 15 | 16 | 450 | 36.9 |
| KOM-VO-1120, KOM-VO-1120-400/2 | 1120 | 1190 | 1260 | 15 | 20 | 540 | 59.5 |
| KOM-VO-1250, KOM-VO-1250-400/2 | 1250 | 1320 | 1390 | 15 | 20 | 540 | 67.4 |

KOM1-VO
backdraft damper



■ Purpose

The backdraft damper with a gravity plate is used for supply pressurisation systems and designed for shutoff of air flow during standstill of ventilation equipment. The damper plate opens with the pressure created by the air flow and closes under its own weight, blocking the duct. The KOM1-VO damper is only suitable for air supply duty and must be installed in the vertical position.

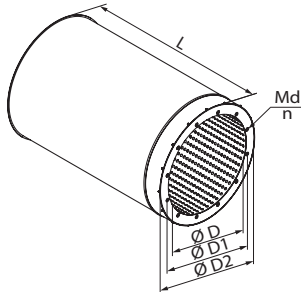
■ Design

The damper is made from polymer coated steel and has a single blade which closes under its own weight.

■ Overall dimensions

| Model | Dimensions [mm] | | | | | | Weight [kg] |
|--------------|-----------------|------|------|----|----|------|-------------|
| | ØD | ØD1 | ØD2 | Ød | n | L | |
| KOM1-VO-400 | 400 | 450 | 490 | 8 | 12 | 500 | 8.1 |
| KOM1-VO-450 | 450 | 500 | 540 | 8 | 12 | 550 | 9.8 |
| KOM1-VO-500 | 500 | 560 | 600 | 12 | 12 | 600 | 14.4 |
| KOM1-VO-560 | 560 | 620 | 660 | 12 | 12 | 660 | 17.5 |
| KOM1-VO-630 | 630 | 690 | 730 | 12 | 12 | 730 | 21.4 |
| KOM1-VO-710 | 710 | 770 | 810 | 12 | 16 | 810 | 26.8 |
| KOM1-VO-800 | 800 | 860 | 900 | 12 | 16 | 900 | 33.2 |
| KOM1-VO-900 | 900 | 970 | 1015 | 15 | 16 | 1000 | 53.7 |
| KOM1-VO-1000 | 1000 | 1070 | 1115 | 15 | 16 | 1100 | 65.0 |
| KOM1-VO-1120 | 1120 | 1190 | 1270 | 15 | 20 | 1220 | 82.1 |
| KOM1-VO-1250 | 1250 | 1320 | 1400 | 15 | 20 | 1350 | 100.3 |

SR silencer



■ Purpose

The silencer is used for attenuation of the operation noise generated by ventilation equipment and spreaded in the the air ducts. Designed for connection to round air ducts.

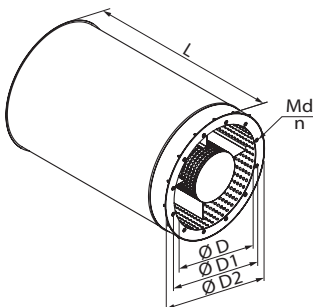
■ Design

SR silencer has a polymer-coated steel casing filled with noncombustible material that has a protective coating to prevent fiber deformation.

■ Overall dimensions

| Model | | | Dimensions [mm] | | | | | | | | Weight [kg] | | |
|------------|--------------|------------|-----------------|------|------|--------|----------|--------|-----|----|-------------|--------|-------|
| | | | ØD | ØD1 | ØD2 | L [1D] | L [1.5D] | L [2D] | Md | n | [1D] | [1.5D] | [2D] |
| SR-400-1D | SR-400-1,5D | SR-400-2D | 400 | 450 | 515 | 402 | 602 | 802 | M6 | 12 | 9.5 | 13.1 | 16.7 |
| SR-450-1D | SR-450-1,5D | SR-450-2D | 450 | 500 | 565 | 452 | 677 | 902 | M6 | 12 | 11.6 | 16.2 | 20.8 |
| SR-500-1D | SR-500-1,5D | SR-500-2D | 500 | 560 | 615 | 502 | 752 | 1002 | M10 | 12 | 13.9 | 19.5 | 25.4 |
| SR-560-1D | SR-560-1,5D | SR-560-2D | 560 | 620 | 675 | 562 | 842 | 1122 | M10 | 12 | 17.2 | 24.5 | 31.5 |
| SR-630-1D | SR-630-1,5D | SR-630-2D | 630 | 690 | 745 | 632 | 947 | 1262 | M10 | 12 | 20.5 | 29.3 | 38.1 |
| SR-710-1D | SR-710-1,5D | SR-710-2D | 710 | 770 | 825 | 712 | 1067 | 1422 | M10 | 16 | 25.6 | 36.2 | 47.6 |
| SR-800-1D | SR-800-1,5D | SR-800-2D | 800 | 860 | 903 | 801 | 1202 | 1601 | M10 | 16 | 32.3 | 46.3 | 65.2 |
| SR-900-1D | SR-900-1,5D | SR-900-2D | 900 | 970 | 1003 | 901 | 1382 | 1801 | M10 | 16 | 40.2 | 57.8 | 80.4 |
| SR-1000-1D | SR-1000-1,5D | SR-1000-2D | 1000 | 1070 | 1120 | 1002 | 1502 | 2002 | M10 | 16 | 54.4 | 79.0 | 109.0 |
| SR-1120-1D | SR-1120-1,5D | SR-1120-2D | 1120 | 1190 | 1273 | 1122 | 1682 | 2242 | M12 | 20 | 70.2 | 101.0 | 141.4 |
| SR-1250-1D | SR-1250-1,5D | SR-1250-2D | 1250 | 1320 | 1410 | 1252 | 1877 | 2502 | M12 | 20 | 86.3 | 124.8 | 172.6 |

SRV silencer



■ Purpose

The silencer is used for attenuation of the operation noise generated by ventilation equipment and spreaded in the the air ducts. Designed for connection to round air ducts.

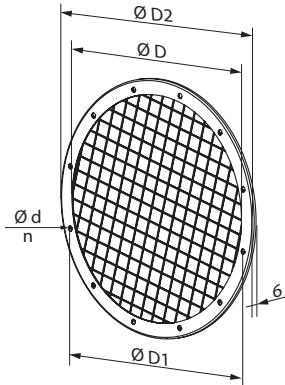
■ Design

SRV silencer has a polymer-coated steel casing filled with noncombustible material that has a protective coating to prevent fiber deformation. The silencer has an internal sound-absorbing element to increase sound attenuation efficiency.

■ Overall dimensions

| Model | | | Dimensions [mm] | | | | | | | | Weight [kg] | | |
|-------------|---------------|-------------|-----------------|------|------|--------|----------|--------|-----|----|-------------|--------|-------|
| | | | ØD | ØD1 | ØD2 | L [1D] | L [1.5D] | L [2D] | Md | n | [1D] | [1.5D] | [2D] |
| SRV-400-1D | SRV-400-1,5D | SRV-400-2D | 400 | 450 | 515 | 402 | 602 | 802 | M6 | 12 | 14.0 | 19.0 | 24.0 |
| SRV-450-1D | SRV-450-1,5D | SRV-450-2D | 450 | 500 | 565 | 452 | 677 | 902 | M6 | 12 | 17.0 | 22.0 | 27.0 |
| SRV-500-1D | SRV-500-1,5D | SRV-500-2D | 500 | 560 | 615 | 502 | 752 | 1002 | M10 | 12 | 23.0 | 31.0 | 38.0 |
| SRV-560-1D | SRV-560-1,5D | SRV-560-2D | 560 | 620 | 675 | 562 | 842 | 1122 | M10 | 12 | 27.0 | 35.0 | 46.0 |
| SRV-630-1D | SRV-630-1,5D | SRV-630-2D | 630 | 690 | 745 | 632 | 947 | 1262 | M10 | 12 | 33.0 | 46.0 | 59.0 |
| SRV-710-1D | SRV-710-1,5D | SRV-710-2D | 710 | 770 | 825 | 712 | 1067 | 1422 | M10 | 16 | 39.0 | 55.0 | 71.0 |
| SRV-800-1D | SRV-800-1,5D | SRV-800-2D | 800 | 860 | 903 | 801 | 1202 | 1601 | M10 | 16 | 53.0 | 74.0 | 100.6 |
| SRV-900-1D | SRV-900-1,5D | SRV-900-2D | 900 | 970 | 1003 | 901 | 1382 | 1801 | M10 | 16 | 63.0 | 84.0 | 126.0 |
| SRV-1000-1D | SRV-1000-1,5D | SRV-1000-2D | 1000 | 1070 | 1120 | 1002 | 1502 | 2002 | M10 | 16 | 85.0 | 120.0 | 170.0 |
| SRV-1120-1D | SRV-1120-1,5D | SRV-1120-2D | 1120 | 1190 | 1273 | 1122 | 1682 | 2242 | M12 | 20 | 105.0 | 148.0 | 210.0 |
| SRV-1250-1D | SRV-1250-1,5D | SRV-1250-2D | 1250 | 1320 | 1410 | 1252 | 1877 | 2502 | M12 | 20 | 134.0 | 190.0 | 260.0 |

SZ-VO
protective mesh



Purpose

Protects the fans against ingress of foreign objects.

Design

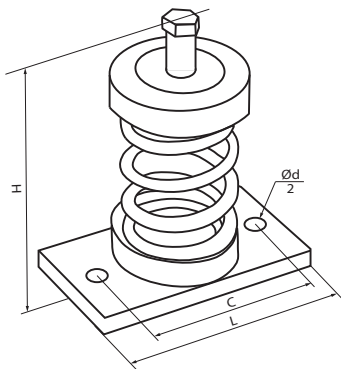
Protective mesh with 25x25 mm cells.

Overall dimensions

| Model | Dimensions [mm] | | | | | Weight [kg] |
|------------|-----------------|------|------|----|----|-------------|
| | ØD | ØD1 | ØD2 | Ød | n | |
| CZ-VO-400 | 400 | 450 | 490 | 8 | 12 | 1.28 |
| CZ-VO-450 | 450 | 500 | 540 | 8 | 12 | 1.45 |
| CZ-VO-500 | 500 | 560 | 600 | 12 | 12 | 1.77 |
| CZ-VO-560 | 560 | 620 | 660 | 12 | 12 | 2.00 |
| CZ-VO-630 | 630 | 690 | 730 | 12 | 12 | 2.28 |
| CZ-VO-710 | 710 | 770 | 810 | 12 | 16 | 2.59 |
| CZ-VO-800 | 800 | 860 | 900 | 12 | 16 | 2.97 |
| CZ-VO-900 | 900 | 970 | 1015 | 15 | 16 | 3.83 |
| CZ-VO-1000 | 1000 | 1070 | 1115 | 15 | 16 | 4.32 |
| CZ-VO-1120 | 1120 | 1190 | 1270 | 15 | 20 | 6.20 |
| CZ-VO-1250 | 1250 | 1320 | 1400 | 15 | 20 | 7.03 |

VVCp

Spring-loaded anti-vibration mount



Purpose

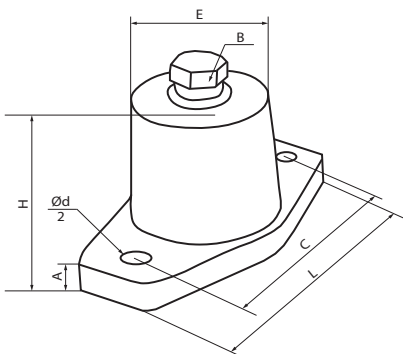
The anti-vibration mounts VVCp-VO are used for attenuation of noise and vibration generated by ventilation equipment. The anti-vibration mounts reduce dynamic loads, increase reliability and durability of ventilation equipment. Four anti-vibration mounts are required to complete one fan.

Overall dimensions

| Model | Load [kg] | Dimensions and mounting holes [mm] | | | | |
|-----------|-----------|------------------------------------|-----|----|------|-------|
| | | L | H | C | Ød | Width |
| VVCp-VO-1 | 7 | 105 | 70 | 82 | 10,5 | 58 |
| VVCp-VO-2 | 15 | | 80 | | | |
| VVCp-VO-3 | 24 | | 90 | | | |
| VVCp-VO-4 | 29 | | 90 | | | |
| VVCp-VO-5 | 35 | | 113 | | | |
| VVCp-VO-6 | 50 | | | | | |
| VVCp-VO-7 | 80 | | | | | |
| VVCp-VO-8 | 120 | | | | | |

VVCr

Rubber anti-vibration mount



Purpose

The rubber anti-vibration mounts VVCr-VO are used for attenuation of noise and vibration generated by ventilation equipment.

The anti-vibration mounts reduce dynamic loads, increase reliability and durability of ventilation equipment. Four anti-vibration mounts are required to complete one fan.

Overall dimensions

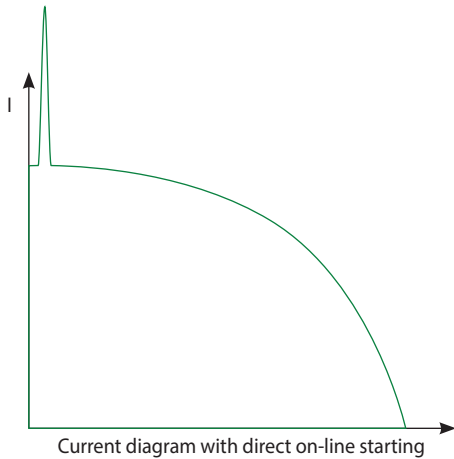
| Model | Load [kg] | Dimensions and mounting holes [mm] | | | | | | |
|-----------|-----------|------------------------------------|-----|----|----|-----|-----|----|
| | | A | B | C | Ød | E | L | H |
| VVCr-VO-1 | 5-35 | 5 | M8 | 60 | 9 | Ø30 | 80 | 40 |
| VVCr-VO-2 | 35-80 | 10 | M10 | 76 | 11 | Ø40 | 105 | 52 |
| VVCr-VO-3 | 50-120 | 10 | M10 | 76 | 11 | Ø45 | 105 | 52 |

OPERATION OF FANS WITH FREQUENCY CONVERTERS

Ventilation systems produce a heavy load on the electrical systems of a building. Therefore, reducing the power consumption is among the top priorities for construction project designers.

■ Direct on-line starting (DOL)

As a rule, smoke extraction systems utilize large high-performance fans. During starting the high inertia of the shaft causes a substantial increase in the start-up time - i.e. the time from the application of power to reaching the rated speed. As a result the motor is subjected to high starting current for a prolonged period of time.

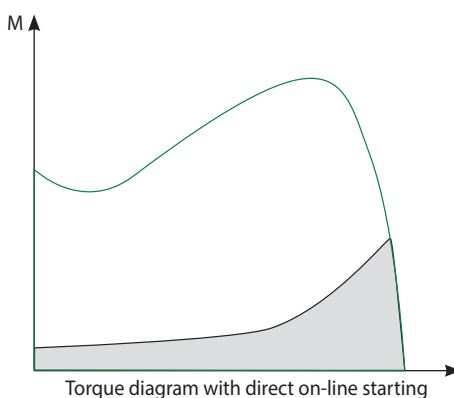


Standard switchgear (automatic circuit breakers, contactors and motor starters) is not designed to withstand prolonged overloads causing the fan to shut down automatically during starting.

Using switchgear with a higher maximum current rating renders the electric motor protection system less sensitive.

As a result the switchgear will not be able to detect motor overload in time due to a higher current sensing threshold.

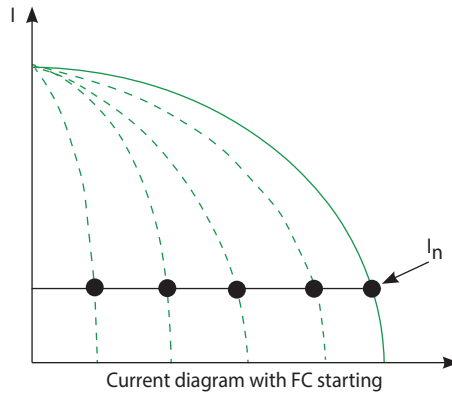
Such challenges can only be addressed by utilizing a soft starter or a frequency converter to start the fan without causing a prolonged overload.



■ Frequency converter

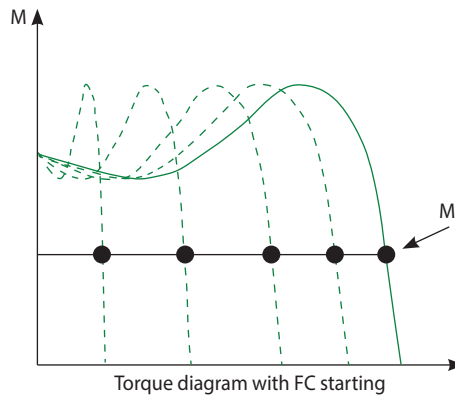
A frequency converter (FC) consists of two main component blocks. One converts alternating current (50 or 60 Hz) into direct current.

The other converts direct current into alternating current of variable frequency ranging from 0 to 250 Hz. By controlling the frequency output the FC offers a broad range of motor speed regulation.



During the starting the FC raises the frequency from 0 Hz to the electrical mains frequency (50 or 60 Hz). As the frequency is increased gradually, the motor can be assumed to operate at its nominal speed for a given frequency value.

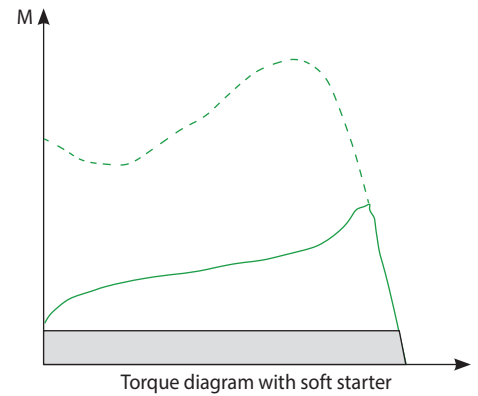
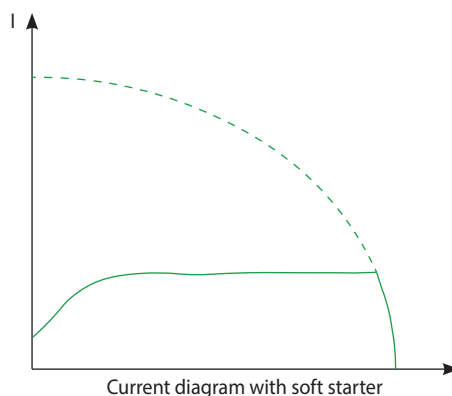
Furthermore, on the assumption that the motor runs at its nominal speed the nominal torque should be immediately available whereas the current will be approximately equal to the nominal value.



■ Soft starter

Unlike an FC, a soft starter does not change the frequency of speed.

Instead it gradually increases the voltage supplied to the motor - from the initial level to the nominal level.



The very low voltage initially supplied to the motor during starting helps avoid sudden jolts. Both voltage and torque increase gradually.

■ Applications in ventilation systems

Using an FC or a soft starter allows to reduce the starting current thereby avoiding a loss of voltage in the electrical mains.

In addition to that the starting torque and mechanical strain on equipment are also reduced which translates into extended maintenance and repair intervals.

General exhaust ventilation (GV) systems and emergency smoke extraction (SE) systems of car parks, warehouses, utility and industrial spaces can be integrated into a single system at the design level.

As the air flow rate a GV system is considerably lower than that in an SE system a high-capacity fan rated for smoke extraction duty runs in partial load mode.

Frequency converters can be programmed for several fixed-speed settings to enable operation in GV and SE modes.

The fan operating modes can be switched upon receiving an external signal from the control system. Such integration of ventilation systems allows overall cost savings.

■ FC-51 and FC-101: when to use?

This catalogue features two series of frequency converters: FC-51 and FC-101.

The FC-51 series is only suitable for general ventilation systems.

If intended for a smoke extraction system, the fans should be fitted with the FC-101 series units as they feature an integrated fire mode.

When activated the integrated protection equipment of the frequency converter is overridden enabling the unit to continue operation despite the possibility of sustaining irreparable damage due to overheating or overloading.

In case of a fire, the FC-101 series frequency converters are capable of maintaining a higher air pressure level at landings compared to other areas of the building in order to keep the landings smoke-free.

Micro Drive FC-51 frequency converter



■ Purpose

This general-purpose variable frequency drive is designed for regulating the rotation speed of an AC electric motor with a maximum power output of 22 kW.

This unit is only suitable for general ventilation systems.

■ Features

The drive construction prevents forced air flow passage through its internal electronic components. The internal circuit boards are well-protected.

■ Filter

The unit features an integrated HF filter which blocks RF interference from the motor and enables the use of a shielded cable up to 15 m long or unshielded cable up to 50 m long as per the applicable EU regulations.

■ Inputs and outputs

- 5 programmable digital inputs
- PNP/NPN logic
- 20-5000 Hz pulse input
- One 0-10 V or 0-20 mA analogue input
- One 0-20 mA analogue input
- Thermistor input (analogue or digital)
- 1 analogue output
- 1 relay, 240 V, 2 A
- RS 485
- MODBUS RTU

■ Installation

Back-to-back installation for space savings. Thanks to a compact design the drives can be mounted immediately next to one another without any performance penalties.



Control panels

| Designation | Code |
|--|----------|
| VLT control panel LCP 11 (without potentiometer) | 132B0100 |
| VLT Control Panel LCP 12 (with potentiometer) | 132B0101 |



| Designation | Code |
|---------------------------|----------|
| Remote panel mounting kit | 132B0102 |

Frequency converter type and order code

| Three-phase, 380-480 V | | | |
|------------------------|-------------------|------------|------------|
| Power [kW] | Rated current [A] | Order code | Block type |
| 0.37 | 1.2 | 132F0017 | M1 |
| 0.75 | 2.2 | 132F0018 | M1 |
| 1.5 | 3.7 | 132F0020 | M2 |
| 2.2 | 5.3 | 132F0022 | M2 |
| 3.0 | 7.2 | 132F0024 | M3 |
| 4.0 | 9.0 | 132F0026 | M3 |
| 5.5 | 12.0 | 132F0028 | M3 |
| 7.5 | 15.5 | 132F0030 | M3 |
| 11.0 | 23.0 | 132F0058 | M4 |
| 15.0 | 31.0 | 132F0059 | M4 |
| 18.0 | 37.0 | 132F0060 | M5 |
| 22.0 | 43.0 | 132F0061 | M5 |

Outside dimensions (including mounting ledge)

| mm | M1 | M2 | M3 | M4 | M5 |
|--------|-----|-----|-----|-----|-----|
| Height | 150 | 176 | 239 | 292 | 335 |
| Width | 70 | 75 | 90 | 125 | 165 |
| Depth | 148 | 168 | 194 | 241 | 248 |

+ 6 mm with potentiometer

Basic Drive FC-101 frequency converters



■ Purpose

This general-purpose variable frequency drive is designed for regulating the rotation speed of an AC electric motor with a maximum power output of 90 kW.

This drive is suitable for both general ventilation and smoke extraction ventilation systems.

■ Certified fire mode

The fire mode prevents the drive from a self-protecting shut-down. While in this mode the drive continues to perform speed regulation duty for mission-critical fans irrespective of control signals, warnings and alarms which may otherwise force it shut down.

■ Filter

A built-in throttle on the DC link ensures a low harmonic load on the power mains as per the EN 61000-3-12 standard requirements.

■ Inputs and outputs

- Four PNP or NPN programmable digital inputs, 0-24 V DC
- 2 analogue inputs (0-10 V or 0/4-20 mA)
- 2 analogue outputs (0/4-20 mA)
- 2 relay outputs
- MODBUS RTU (RS 485)
- BACnet MSTP
- FC Protocol
- N2 Metasys
- FLN Apogee

■ Installation

Thanks to an ultra-compact design the drive can be easily fitted into a larger unit or panel of an air ventilation system. The casings are rated IP20/ Type 1/IP21 (optional) and IP54.

Frequency converter type and SKU code

| Power | Current | VLT® FC 101 HVAC Basic Drive 0.37-90 kW (3 x 380 – 480 V~, without a braking transistor) | | | |
|---------------|---------|--|--|--|---|
| 0.37 | 1.2 | | 131L9861 | - | - |
| 0.75 | 2.2 | | 131L9862 | 131NO177 | 131NO178 |
| 1.5 | 3.7 | | 131L9863 | 131NO179 | 131NO180 |
| 2.2 | 5.3 | | 131L9864 | 131NO181 | 131NO182 |
| 3 | 7.2 | | 131L9865 | 131NO183 | 131NO184 |
| 4 | 9.1 | | 131L9866 | 131NO185 | 131NO186 |
| 5.5 | 12 | | 131L9867 | 131NO187 | 131NO188 |
| 7.5 | 15.5 | | 131L9868 | 131NO189 | 131NO190 |
| 11 | 23 | | 131L9869 | 131NO191 | 131NO192 |
| 15 | 31 | | 131L9870 | 131NO193 | 131NO194 |
| 18 | 37 | | 131L9871 | 131NO195 | 131NO196 |
| 22 | 42.5 | | 131L9872 | 131NO197 | 131NO198 |
| 30 | 61 | 131L9873 | 131L9875 | 131NO201 | 131NO202 |
| 37 | 73 | 131L9881 | 131L9883 | 131NO205 | 131NO206 |
| 45 | 90 | 131L9889 | 131L9891 | 131NO209 | 131NO210 |
| 55 | 106 | 131L9897 | 131L9899 | 131NO213 | 131NO214 |
| 75 | 147 | 131L9905 | 131L9907 | 131NO217 | 131NO218 |
| 90 | 177 | 131L9913 | 131L9915 | 131NO221 | 131NO222 |
| Casing | | (E20) IP20/Chassis | (E20) IP20/Chassis | IP54 | IP54 |
| EMC filter | | (H2) RFI class A2 (for industrial areas) | (H3/H4) RFI class A1/B (for residential areas) | (H2) RFI class A2 (for industrial areas) | (H3) RFI class A1/B (for residential areas) |
| Control panel | | (X) without panel | (X) without panel | Integral | Integral |

VLT® HVAC Basic frequency converters rated up to 22 kW are fitted with circuit boards with a special class 3C3 protective coating. For frequency converters rated higher than 22 kW this protective coating is optional while, the 3C2 coating is standard.

VLT® FC 101 HVAC Basic Drive frequency converter options

| Order code | Description | Order code | Description |
|------------|---|------------|--|
| 132B0200 | Operator's digital panel | 132B0243 | Decoupling plate for H7 standard size (extra large) |
| 132B0201 | Kit for remote mounting of the operator panel to an IP55 cabinet, including 3 m cable | 132B0209 | Decoupling plate for H8 standard size |
| 132B0202 | Decoupling plate for H1 and H2 standard sizes | 132B0244 | External EMC filter class A1/B1 for power output from 0.37 to 2.2 kW |
| 132B0204 | Decoupling plate for H3 standard size | 132B0245 | External EMC filter class A1/B1 for power output from 3 to 7.5 kW |
| 132B0205 | Decoupling plate for H4 and H5 standard sizes | 132B0246 | External EMC filter class A1/B1 for power output from 11 to 15 kW |
| 132B0207 | Decoupling plate for H6 standard size | 132B0247 | External EMC filter class A1/B1 for power output from 18.5 to 22 kW |
| 132B0242 | Decoupling plate for H6 standard size (extra large) | | |
| 132B0208 | Decoupling plate for H7 standard size | | |

ventilation systems
www.ventilation-system.com

SMOKE VENTILATION SYSTEMS



VENTS reserves the rights to modify any of its products' features, designs, components and specifications at any time and without notice to maintain the development and quality of manufactured goods.

06-2019

