

# RHP 600 U C5

Nominal air flow, m <sup>3</sup> /h	650
Nominal air flow, l/s	181
Panel thickness, mm	50
Unit weight, kg	194
Supply voltage, V	1~230
Maximal operating current, A	9,6 (RHP 3.7/3)
Maximal operating current, A	10,5 (RHP 4.4/3.8)
Filters dimensions BxHxL, mm	500x280x46
Electric power input of the fan drive at maximum flow rate, W	128
Electric air heater capacity, kW / Δt, °C	1 / 4,3
Refrigerant R134 A, kg	2,08
Maintenance space, mm	600
Control system	C5



### Acoustic data

A-weighted sound power level  $L_{WA}$ , dB(A)  
at reference flow rate

Supply inlet	57
Supply outlet	70
Exhaust inlet	59
Exhaust outlet	69
Casing	52

A-weighted sound pressure level  $L_{pA}$ , dB(A)

10 m<sup>2</sup> normally isolated room, distance from casing – 3 m.

Surroundings	41
--------------	----

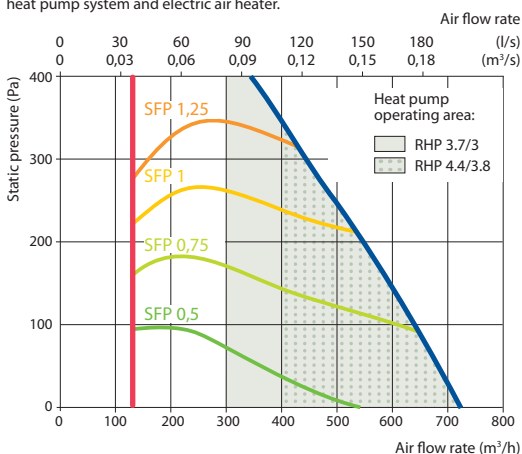
### Temperature efficiency

Outside temperature, °C	Winter					Summer		
	-23	-15	-10	-5	0	25	30	35
After heat exchanger, °C	13,9	15,3	16,2	17,1	18,0	22,5	23,4	24,4

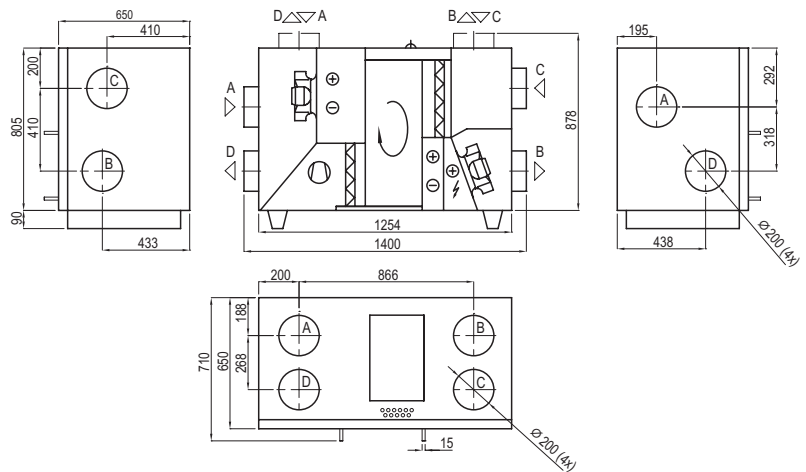
indoor +22°C, 20 % RH.

### Performance

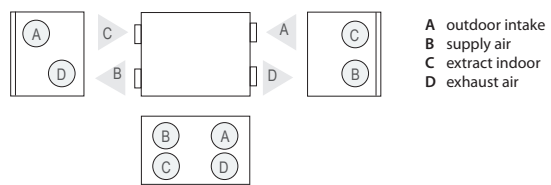
Filter M5, rotary heat exchanger L, heat pump system and electric air heater.



Shown as right (R1)



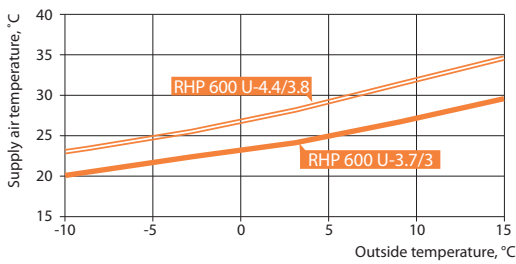
Shown as left (L1)



### Accessories

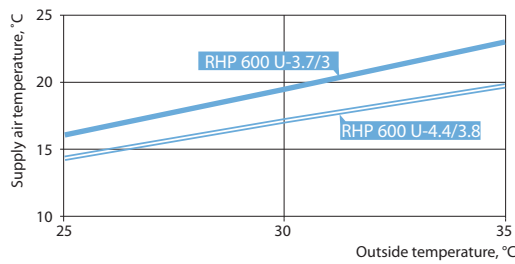
Closing damper	AGUJ-M-200+LF24/LM24
Silencer	A/D AGS-200-50-600-M
	B/C AGS-200-50-900-M

**Heating mode**



Application: 20 °C, RH 45% indoor.

**Cooling mode**



Application: 24 °C, RH 55% indoor.  
Total (heating and cooling) – rotary heat recovery + heat pump.

**Heat pump parameters**

	RHP 600 U-3.7/3					RHP 600 U-4.4/3.8				
	Heating		Cooling			Heating			Cooling	
Outdoor temperature, °C	7	2	-7	35	27	7	2	-7	35	27
Outdoor air related humidity, %	86	84	74	40	45	86	84	74	40	45
Indoor air temperature, °C	20	20	20	27	21	20	20	20	27	21
Indoor air related humidity, %	50	50	45	40	50	50	50	45	40	50
Supply air temperature, °C	27,9	26,1	22,5	18	15,1	32,1	29,8	25,6	16,6	11,5
Heat pump heating/cooling power, kW	1,66	1,53	1,25	1,76	1,84	2,33	2,11	1,73	2,15	2,15
Heat pump heating/cooling power consumption, kW	0,4	0,38	0,34	0,49	0,38	0,62	0,58	0,52	0,73	0,62
System SCOP <sup>1,2,3</sup> , Average climate / System SEER <sup>1,2,3</sup>	13,3		4,52			9,7			4,7	
COP/EER	4,19	3,97	3,61	4,5	4,83	3,66	3,5	3,27	3,06	3,48

<sup>1</sup> Rotary heat exchanger wave size "L"  
<sup>2</sup> Rotary heat exchanger + heat pump  
<sup>3</sup> According to EN 14825 standard